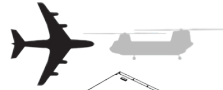
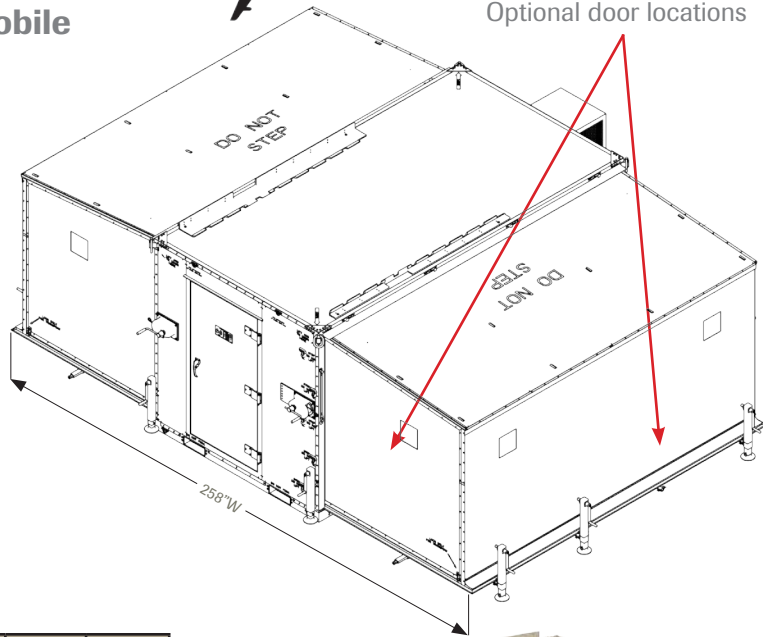
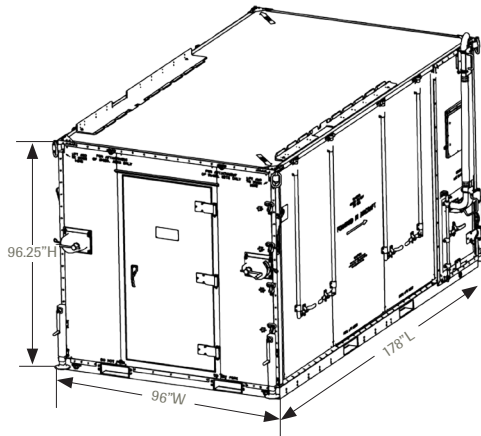


# HELAMS

## Hardside Expandable Light Air Mobile Shelter



Optional door locations



HELAMS positioned on a High Speed Mobility Wheel Set

P/N	NSN	COLOR	GSA	DLA
58204-001	8145-01-507-8684	GREEN	•	
58204-002	8145-01-507-8115	TAN	•	
DIMENSIONS				
EXTERIOR STOWED	96"W X 178"L X 96.25"H			
INTERIOR STOWED	79.7"W X 174.3"L X 87"H			
EXTERIOR DEPLOYED	258"W X 178"L X 96.25"H			
INTERIOR DEPLOYED	256"W X 174.3"L X 87"H			
TARE WEIGHT	PAYLOAD CAPACITY	MAX GROSS WEIGHT		
6,445 lbs.	9,210 lbs.	15,000 lbs.		
POWER	120-208VAC/3PH/60A/60Hz			
ECU	42K BTU-Cool/18K BTU-Heat/Slide In/Out			
FLOORING	Aluminum Tread Plate			
SHORE/SLAVE POWER	100A/50-ft. Long			

### FEATURES

- Eight windows with blackout shade
- One removable winch assembly per side to lower the side wall assembly
- Four main leveling jacks and six side leveling jacks
- Mobility wheel set adapter provision
- Rubber membrane threshold system



HELAMS fully deployed



HELAMS MARK V (P/N 58204-003) shown with windows and ECU

For more information or for a single part number for a customized shelter, call 800-355-2015