


PALLET ACCESSORIES

Pick Your Accessories



AIR CARGO NETS

CARGO NETS FOR HCU-6/E 463L PALLET PER MIL-N-27444				
P/N	NSN	DESCRIPTION	GSA	DLA
86801-005	1670-00-969-4103	Top Restraint Net HCU-15/C - 10,000 lb. Capacity	●	
86801-006	1670-00-996-2780	Side Restraint Net HCU-7/E (2 nets required per pallet) - 10,000 lb. Capacity	●	
P/N	PACKAGED DIMENSIONS	DEPLOYED DIMENSIONS	WEIGHT	
86801-005	18.5"W X 12.5"L X 13"H	144"W X 127"L	23.4 lbs. each	
86801-006	18.5"W X 12.5"L X 13"H	195.5"W x 65.5"H	20.2 lbs. each	



- Maximum cargo stock height is 96 inches
- Keeps cargo secure on pallet for transport
- Constructed of nylon straps assembled in the form of webs
- Adjustable tie-down straps



AIR CARGO NET STORAGE RACK

P/N	NSN	DESCRIPTION	GSA	DLA
60144-001	8145-01-486-2448	Cargo Net Rack Top Net	●	●
60144-002	8145-01-486-2449	Cargo Net Rack Side Net	●	●

- Stores HCU-15/C Top and HCU-7/E Side Cargo Nets neatly and efficiently
- Allows for quick inspection of nets prior to use and more efficient net handling
- Stores approximately 20 nets per side - a total of 40 nets per rack
- Adaptable to a wide variety of net configurations
- Bottom deck provided to facilitate storage of heavy net hardware and to keep nets off ground and floor
- Saves on costly net replacement



TIE-DOWNS

TIE-DOWNS					
P/N	NSN	DESCRIPTION	CAPACITY	GSA	DLA
86060-031	1670-00-725-1437	Tie-Down Ratchet-Type CGU-1/B (MIL-PRF-27260C)	5,000 lbs.	●	
86060-032	1670-00-212-1149	Tensioner CGU-4/E (Type I Style B MIL-DTL-25959F)	10,000 lbs.	●	
86060-033	1670-00-516-8405	Chain (Type I MIL-DTL-6458)	10,000 lbs.		
86060-034		Tensioner MB-1 (Type I Style A MIL-DTL-25959F) & Chain (Type I MIL-DTL-6458 - PN 86060-033)	10,000 lbs.	●	

PN 86060-031



PN 86060-032 (hook turned up)



PN 86060-033



PN 86060-034 (hook turned down)



PALLET COUPLERS

PALLET COUPLERS				
P/N	NSN	DESCRIPTION	GSA	DLA
86601-010	1670-01-061-0990	Square Pallet Coupler		
86601-016	1670-01-487-8743CT	Rectangular Pallet Coupler		

- Used to marry 2-3 HCU-6/E 463L pallets to air transport oversized cargo
- Constructed of cast aluminum and plated steel hardware
- Two couplers are required to marry each pair of HCU-6/E 463L pallets
- Square couplers used to marry pallets for air transport in aircraft equipped with a 463L cargo handling system
- Rectangular couplers used to marry pallets for air transport in KC-10 or DC-10 Aircraft

PALLET ACCESSORIES

Pick Your Accessories




ROLLERIZED TINE ADAPTER SET

P/N	NSN	DESCRIPTION	LENGTH	GSA	DLA
60136-001	8145-01-469-1006	Steel Nose	93"	•	•
60136-002	8145-01-469-1010	Rubber Nose	84.75"	•	•
DIMENSIONS		PAYLOAD CAPACITY			
4.5"H X 18"W		10,000 lbs.			


- For use on fork lift trucks for rapid loading and unloading of air cargo pallets without the need for specialized loading equipment
- Rollerized tines slip easily onto a lift truck's forks, turning the forks into a rollerized platform
- Handles pallets of any dimension
- Eliminates use and storage of pallet trailers
- Handy for locations too small for specialized loading equipment
- Manufactured to fit 72" forklifts



Attaches to forklift and is used to pick up pallets directly from ground. Note the beveled nose plate.



Attaches to forklift and is used with dunnage at aircraft for loading. Note, rubber protected nose plate has the potential to prevent punctures through aircraft skins in the event of an accident during loading.



PALLET STACKERS

P/N	NSN	DESCRIPTION	GSA	DLA
60157-001	3990-01-477-5074	For 463L 108" X 88" Pallet	•	
DIMENSIONS		WEIGHT		
Exterior: 94"W X 114"L X 70"H		1,806 lbs.		
Interior: 88.5" X 108.5"				

- Keeps up to 20 HCU-6/E pallets (108" x 88") stacked and organized for safety
- Increases accountability and helps pallet life cycle cost stay low
- Pick up as many or as few pallets from the stacker unit as needed
- Prevents accidents due to loose pallets in high-traffic loading areas



ECU/GENERATOR PALLET

P/N	NSN	DESCRIPTION	GSA	DLA
60367-002	8145-01-534-0405	Pallet 463L Utility Assembly w/(2) 42k BTU ECU's, (1) 66k Genset, (1) PDU		
DIMENSIONS		TARE WEIGHT	MAX GROSS WEIGHT	
Exterior: 96"W X 178"L X 97.30"H		7,380 lbs.	8,000 lbs.	

AARLC • 06-24-2015