

## Expandable ISU Container (EISU)



Desert sand EISU closed and ready for shipment.

P/N: 56140-000 EISU Forest green with two soft canvas doors & center divider  
P/N: 56240-000 EISU Desert Sand

P/N: 56141-000 EISU Forest green with two soft canvas doors & one personnel door  
P/N: 56241-000 EISU Desert Sand

P/N: 56142-000 EISU Forest green with two soft doors & two personnel doors  
P/N: 56242-000 EISU Desert Sand

### Dimensions:

Stowed:

Exterior: 108”L x 88”W x 91.5”H  
Interior: 399 cubic feet

Deployed:

Exterior: 248”L x 108”W x 91.5”H  
Interior Ceiling Height: 84” max, 72.5” min  
Floor: 159 sq. ft.

**Tare Weight:** 2,500 lbs.

**Payload:** 7,500 lbs.

**Max Gross Weight:** 10,000 lbs.

4 Way Forkliftable Internal Airlift/Helicopter Slingable Container Unit 91.5” High

### Features:

- Designed for internal air transport and helicopter sling-lift (certifications in process)
- Integral 463L air cargo pallet base - loads directly into aircraft cargo restraint system, as do all of AAR’s ISU containers
- Four-way forkliftable
- Two electrical shore-power hook-up and interior 4-gang 120V receptacle
- Non-insulated fabric and walls
- Two scissors-jacks for wing-wall support (each side)

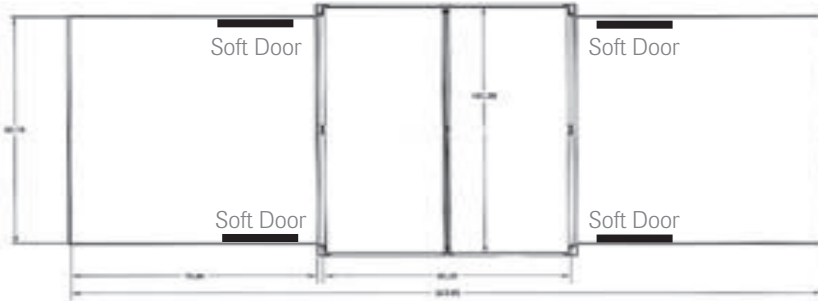
### Available Options:

- Built-in cabinets, shelves, bins, and racks
- Tall wing-wall jacks for deployment on truck beds or trailers
- Dehumidifier
- Hazmat access door
- ECU ports
- Windows

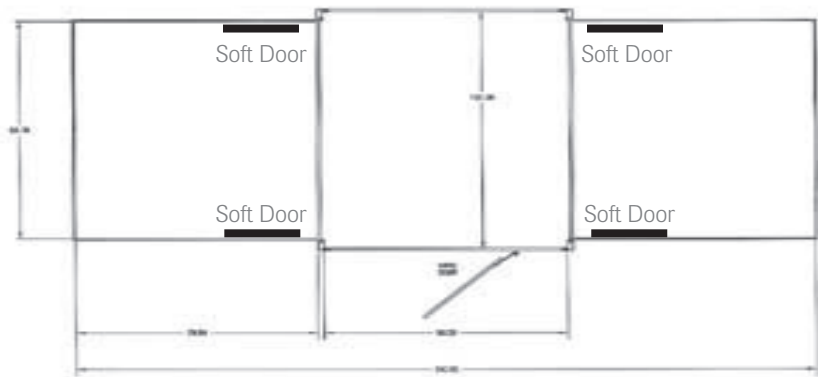
### Suggested Uses:

- Parts storage and distribution, ASLs
- Temporary warehouses
- Maintenance and repair functions
- Mobile space for administrative, security, and communications functions

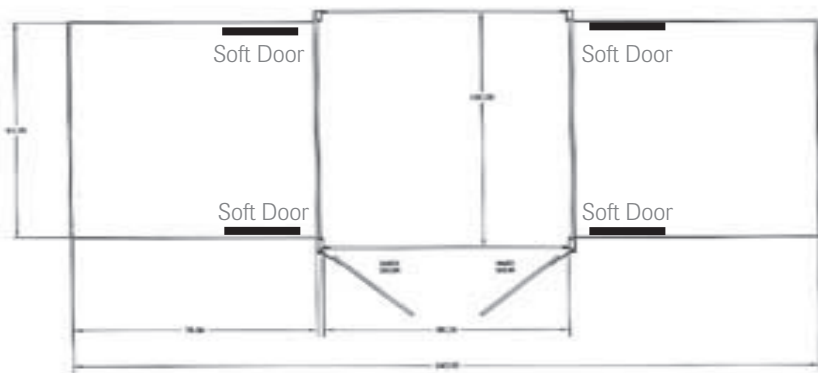
# Expandable ISU Container (EISU)



P/N: 56140-000 Green  
 P/N: 56240-000 Desert Sand  
 EISU With Two Soft Canvas Doors on Each Side & Center Divider



P/N: 56141-000 Green  
 P/N: 56241-000 Desert Sand  
 EISU With Two Soft Canvas Doors on Each Side & One Hard Personnel Door



P/N: 56142-000 Green  
 P/N: 56242-000 Desert Sand  
 EISU With Two Soft Canvas Doors on Each Side & Two Hard Personnel Doors

AAR's EISU is a 3-in-1 expandable version of the ISU-90 Container. The EISU occupies one pallet position (88" x 108") when closed. When fully expanded, the EISU offers 159 Square feet of enclosed workspace. The wing walls of the closed container fold down to serve as floors in the expanded mode. The side 'rooms' are enclosed within durable fabric walls and ceiling, which are supported by simple struts. Using two personnel, the container can be deployed in less than 15 minutes. Three standard floor plans are shown above.