



2022 Products & Services Catalog



Products available on:



**Rapid Deployment Equipment
Expeditionary Systems
Command & Control Systems
Sustainment & Technical Services**

TABLE OF CONTENTS

PAGE NUMBER	PART NUMBER	DESCRIPTION	SECTION
About AAR			1
1.1.1		Capability Statement	
1.1.3		Services Capability Statement	
CONTAINERS			2
2.1.1		Introduction to Containers	
2.1.2		56000 Series ISU® Container Standard Features/Colors	
2.1.3		56000 Series ISU® Container Standard Features Chart	
2.1.4		Military Container Certifications	
Standard ISU® Containers			
2.2.1	56X02-000	ISU® 90 4-Door	
2.2.2	56X10-000	ISU® 90 FC 4-Door (Full Cube)	
2.2.3	56X16-000	ISU® 90I 4-Door	
2.2.4	56X20-000	ISU® 90KC 4-Door	
2.2.5	56X33-000	ISU® 90KCI 4-Door	
2.2.6	56X45-000	ISU® 90EO 4-Door	
2.2.7	56X21-000	ISU® 90EO 1-Door	
2.2.8	56X36-000	ISU® 90EO 2-Door (two on one 88" side)	
2.2.9	56X29-000	ISU® 90EO 2-Door (one on each 88" side)	
2.2.10	56X66-000	ISU® 90IEO 1-Door w/Aisleway	
2.2.11	56X76-000	ISU® 90IEO WRSK 3-Door	
2.2.12	56X75-000	ISU® 90I WRSK 4-Door	
2.2.13	56X15-000	ISU® 90EO WRSK 3-Door	
2.2.14	56X80-000	ISU® 80 4-Door	
2.2.15	56X50-000	ISU® 70KC 4-Door	
2.2.16	56X88-000	ISU® 70KCA 4-Door	
2.2.17	56X03-000	ISU® 60 4-Door	
2.2.18	56X09-000	ISU® 60EO 4-Door	
2.2.19	56X22-000	ISU® 60EO FC 4-Door	
2.2.20	56X04-000	ISU® 72.5 2-Door	
2.2.21	56X12-000	ISU® 60.5 2-Door	
2.2.22	56X17-000	ISU® 50.5 4-Door w/Mobility Kit	
Specialty Containers			
2.3.1	56X02-497	ISU® 90 Laundry Unit	
2.3.2	56X33-160	ISU® 90KCI 3-Dog Kennel	
2.3.3	56X21-XXX	ISU® 90EO 1-Door Weapons Room	
2.3.4	56X79-000	ISU® 96ATV 4-Door	
2.3.5	56X94-000	ISU® 65IATV 4-Door	
2.3.6	50X48-001	ISU® 96RC Refrigerated (Diesel/Electric)	
2.3.7	56X49-000	ADR-300 Advanced Design Refrigerator	
2.3.8	56X90-000	ISU® 90HSC High Security (Armory) Container	

TABLE OF CONTENTS

PAGE NUMBER	PART NUMBER	DESCRIPTION	SECTION
-------------	-------------	-------------	---------

Expeditionary ISU® Containers

2.4.1	56X4X-000	EISU - Expandable ISU® Container
2.4.2	56X40-731/732; 61204-XXX	EISU - Ablution Containers - Standard Features Chart
2.4.3	56X40-731/732; 61204-XXX	EISU - Ablution Containers - Optional Accessories Chart
2.4.4	56X40-733	EISU - Workshop - Standard Features Chart

2

ISU® Container Kits

2.5.1	Container Kit Chart
2.5.2	Container Kit Descriptions

ISU® Container Accessories

2.6.1	Container Accessory Chart
2.6.2	Container Accessory Descriptions

SHELTERS

3.1.1	Introduction to Shelters
-------	--------------------------

3

AMS - Air Mobile Shelters

3.2.1		Introduction to AMS
3.2.2		AMS - Standard Features Chart
3.2.3		AMS - Configuration Chart
3.2.5	58100-001	SAMS - Small Air Mobile Shelter
3.2.6	58203-001/008	ESAMS - Expandable Small Air Mobile Shelter
3.2.7	58205-003	HESAMS - Hardside Expandable Air Mobile Shelter
3.2.8	58201-006	LAMS - Light Air Mobile Shelter
3.2.9	58200-020/022	ELAMS - Expandable Light Air Mobile Shelter
3.2.10	58202-041/043/042/044	ELAMS TOC - Tactical Operations Center
3.2.12	58204-001	HELAMS - Hardside Expandable Light Air Mobile Shelter

TFI - 20-Foot ISO Shelters

3.3.1		Intro to 20-Foot ISO Shelters (TFI)
3.3.2		TFI Shelters - Standard Features Chart
3.3.3		TFI Shelters- Configuration Chart
3.3.4	58301-012/58302-001	TFI Non-Expandable Shelter
3.3.6	58306-001/58308-001	TFI 2:1 Expandable Shelter
3.3.7	58305-XXX/58307-XXX	TFI 3:1 Expandable Shelter
3.3.10	50389-916/932	MECC® - Mobile Expandable Container Configuration Shelter
3.3.14	50390-043	MECC® TMF - Tire Maintenance Facility

TABLE OF CONTENTS

PAGE NUMBER	PART NUMBER	DESCRIPTION	SECTION
-------------	-------------	-------------	---------

Vehicle Mounted Shelters

3.4.1		Intro to VMS	3
3.4.2	58323-002/006/007	LMS - Lightweight Multi-Purpose Shelter	
3.4.3	50353-001/002	MSC - Mobility Shop Container	
3.4.4	50353-050	MSC for LMTV Light Medium Tactical Vehicle	
3.4.5	50353-020	M105 Trailer Shop Container (TSC)	
3.4.6	50386-001/006	EMSC - Expandable Mobility Shop Container	
3.4.8	50412-XXX	M1079 Shop Van Shelter (SVS)	
3.4.9	50422-XXX	M1087 Expandable Shop Van Shelter (EVAN)	
3.4.10	50375-001/003	S-280 C/G	
3.4.11	20-00468	CRCS - Contingency Response Communication Systems	

Shelter Accessories

3.5.1		Shelter Accessory Chart	
3.5.2		Shelter Accessory Descriptions	

PALLETS

4.1.1		Introduction to Pallets	4
-------	--	-------------------------	---

Air Cargo Pallets

4.2.1	50018-001	463L Air Cargo Pallet HCU-6/E	
4.2.2	50029-001	463L Air Cargo Pallet HCU-10/C	
4.2.3	50031-001	463L Air Cargo Pallet HCU-12/E	
4.2.4	50045-002	INTEX Air Cargo Pallet	
4.2.5	50052-001/002	ISO Air Cargo Pallet - 20-ft. and 10-ft.	

Palletized Seat Systems

4.3.1	50471-001/002/003	108" Wide Seat Pallets	
4.3.2	50472-001	88" Wide Seat Pallets	

Pallet Accessories

4.4.1		Pallet Accessories Descriptions	
-------	--	---------------------------------	--

TABLE OF CONTENTS

PAGE NUMBER	PART NUMBER	DESCRIPTION	SECTION
SPACEMAX®			5
5.1.1		Intro to SPACEMAX®	
5.1.2		Series Comparisons	
SPACEMAX® Shelters			
5.2.1		S100 Flex Shelter	
5.2.2		S120 Sleeper Shelter	
5.2.3		S150 Manager Shelter	
5.2.4		S159 Workman Shelter	
5.2.5		S190 Professional Shelter	
5.2.6		S200 Flex Shelter	
SPACEMAX® Latrine/Shower/Laundry			
5.3.1		S20FL Latrine	
5.3.2		S20FS Shower	
5.3.3		S10FW Wash Unit	
5.3.4		S10FW-W/D Laundry Unit	
SERVICES			6
6.1.1		Integration, Maintenance & Repair, Mobile Field Services, Testing, Engineering & Design, Mobility Deployment Solutions, Training Services	
PROCUREMENT			7
7.1.1		DSCP, GSA, Government Credit Card Direct, AAR Contracts Department	
CONTACT US			8
8.1.1		AAR Sales POC	
8.1.2		AAR Service & Repair POC	



CAPABILITIES

World Leader in Lightweight, Rapidly Deployable Mobility Systems & Sustainment Solutions

AAR Manufacturing Inc.
d.b.a. AAR Mobility Systems
 web: www.aarmobilitysystems.com
Tel: 231.779.8800, Customers: Ext. 1
Tel: 800.355.2015, Ext. 1
Mobility.Systems@aarcorp.com

Manufactured Products & Depot Level Repairs:
 201 Haynes Street
 Cadillac, MI 49601
 CAGE: 80298
 DUNS: 069510246
Mobility.Systems@aarcorp.com

Field Services (Repair & RESET)
 1001 S. Reilly Road, STE. 209
 Fayetteville, NC 28314
 CAGE: 4VZE1
 DUNS 807781310
Mobility.ServiceGroup@aarcorp.com

PROCUREMENT VEHICLES:
 DLA C&E: SPE8ED-20-D-0001
 GSA Contract: 47QSWA21D000M
 GSA Advantage: www.gsaadvantage.gov
 POC: Contracts Dept. • 800.355.2015

Government Credit Card Direct -
 Contact sales directly for credit card purchases: 800.355.2015
MILSALES@aarcorp.com

NAICS:
 321920, 321991, 322211, 322299,
 326199, 332311, 332439, 332510,
 332722, 332999, 333120, 333613,
 333922, 333993, 334290, 334516,
 336212, 336214, 336360, 336413,
 336999, 339991, 339999, 423390,
 423610, 531130, 532120, 541713,
 541714, 541715, 811310

AAR Mobility Systems is a division of AAR Corp., a multi-billion dollar global provider of aerospace, defense, and commercial aircraft after-market products and services. AAR designs, manufactures, integrates and services a variety of mobility products to support military and disaster relief operations. Combining new technologies with practical, hands-on expertise, AAR offers rugged products and systems that allow customers to operate faster and more efficiently, anywhere, anytime!

CORE COMPETENCIES

MANUFACTURING

- Extensive Machining
- Hot Press Bonding
- Aluminum Cleaning & Etching
- Friction Stir & Robotic Welding
- Quality Lab for Testing
- Assembly
- Prototyping Facility

PRODUCT FEATURES

- Lightweight Design
- Intermodal & Air Worthy
- Energy Efficient
- Minimal Transport Footprint
- Corrosion Resistance
- EMI/RFI-Shielding (optional)
- CBRNE Solutions

CAPABILITIES

- Translation of Requirements into Product Solutions
- Design & Production of Prototypes & One-Offs
- Quick Ramp-Up of High Production Contracts

CORE PRODUCTS & SERVICES

- **PALLETIZED SYSTEMS** including 463L air cargo pallets, custom pallets and platforms for short term storage and quick movement of cargo, plus pallets for air-transporting ISO Containers and quick-change palletized seat systems for all military transport aircraft
- **ISU® CONTAINERS** (Internal Airlift/ Helicopter Slingable Container Unit) including lightweight, 1-pallet-position, standard and specialty containers for customized air-mobile shipping and storage of equipment, spare parts, and high value cargo
- **TACTICAL SHELTER SYSTEMS** including standard and custom 1- and 2-pallet position air-mobile configurations and 20-foot ISO shelters with proprietary features for rapid aircraft on- and off-load
- **COMMAND & CONTROL SYSTEMS** including C4I system rugged TOCs, CPs, and Emergency Response Center shelters made rack-ready to receive your systems
- **EXPEDITIONARY SYSTEMS** including maintenance shops, calibration shops, mobile power, ablutions, water purification and treatment, laundries, labs and clinics
- **SUSTAINMENT & TECHNICAL** including shelter modification and integration, RESET, C4I system upgrade/refresh, field/ depot maintenance and repair, hands-on training, engineering and design, testing, and field support for shelters and containers

CERTIFICATIONS

PRODUCT CERTIFICATIONS

- MIL-STD-810G Ground Mobility including Rail and Off-Road
- MIL-STD-209K Lifting Provisions
- CSC International Convention for Safe Containers, ISO 668, ISO 1161, and ISO 1496
- MIL-HDBK-1791 Military Internal & MIL-STD-913 Military External - Air Transportability
- Navy MIL-STD 901D Heavyweight Shock
- NAS 3610

FACILITIES

- Cadillac, MI - 370,000 sq. ft. in three buildings
- ISO 9001:2015 Registered
- Lean Manufacturing Principles
- Welders Certified to AWS D1.1 and D1.2 and Certified Weld Inspectors on staff
- On-Site Testing Capabilities





PAST PERFORMANCE

For over six decades, the AAR Mobility Systems team has helped our customers ***Mobilize their Missions*** swiftly and safely. We take pride in developing custom solutions to various mobility and rapid deployment challenges and in offering life cycle support. Our customers experience ***best value products*** with ***on-time delivery***.

TROOPS & ALLIES



US DoD



NATO
& NATO
Countries



UK MoD

COMMERCIAL CUSTOMERS

BAE SYSTEMS

OSHKOSH

OCEANEERING

LEAR CORPORATION



KIPPERTOOL

NORTHROP GRUMMAN

Raytheon



communications

Honeywell

LOCKHEED MARTIN

SAIC
An Employee-Owned Company

Teamcor
TYPHON ENGINEERING & ADAPTABLE MANUFACTURING, LLC

GENERAL DYNAMICS

Some of our major contracts include:

INITIAL DATE	CUSTOMER	CONTRACT
2016	NSPA NATO Support Agency	Airlift/Helicopter Slingable (ISU) Containers
2016	Army Contracting Command	Next Generation Automatic Test Systems (NGATS)
2016	DLA Troop Support	Tent and Textile Commercial Soft Shelter Systems & Accessories
2011	USMC/US Army	EFK MECC Expeditionary Field Kitchen
2011	US Army	Lightweight Multi-Purpose Shelter (LMS)
2011	USSOCOM	Military Information Support Operations Press- Medium (MISOP-M)
2008	Foreign Military	20-ft. Integrated Expandable & Non-Expandable Aluminum ISO Shelters
2008	USAF/US Army/US Navy	Hardside Expandable Light Air Mobile Shelters (HELAMS) & Hardside Expandable Small Air Mobile Shelters (HESAMS) to Joint Special Ops Command (JSOC)
2007	USMC	Shop Set, Equipment Artillery (Field Artillery)
2007	US Army/USMC	Petroleum Quality Analysis System (PQAS)
2007	USMC	Direct Support Electrical Systems Test Set (DSESTS)
2006	USMC	Electro-Optical Maintenance Shelter Complex
2006	USAF	Integrated Airborne Modules
2005	British Embassy	New HCU-6/E Pallets
2005	USMC	MK 1077 Flat Racks
2004	US Army	Standard Automotive Tool Sets (SATS) Non-Expandable 20-ft. Aluminum ISO Shelter
2003	US Army	Family of Medium Tactical Vehicles (FMTV) M1079 Shop Van & M1087 Expansive Van Shelters
2000	US Army	CK MECC Mobile Field Kitchen
1996	US Army	Container Roll-In/Out Platform (CROP) & Flat Racks
1963	USAF	New and M&O HCU-6/E Pallets



Sustaining and Expanding the Capability of Lightweight Rapidly Deployable Systems

AAR MANUFACTURING d.b.a. AAR MOBILITY SYSTEMS

FAYETTEVILLE SERVICE CENTER

CAGE: 4VZE1 • DUNS 807781310

Sustainment Services

1001 S. Reilly Road, Industrial Park #209

Fayetteville, NC 28314

910.860.2667

Email: Mobility.ServiceGroup@aarcorp.com

PROCUREMENT VEHICLES:

DLA C&E Contract: SPE8ED-20-D-0001

GSA Contract: 47QSWA21D000M

GSA Advantage: www.gsaaadvantage.gov

POC: Contracts Dept. • 800.355.2015



AAR providing Reset for USMC

In addition to designing and manufacturing a wide range of shelters, containers, and pallet systems, AAR Mobility Systems also provides high-quality after-market support for our products, as well as the products of other manufacturers. Supported by years of manufacturing excellence, we design solutions, integrate custom configurations, extend the life of systems, and support mission requirements from design through completion. We provide you the necessary operational capability today and for the future.

SUPPORTING THE UNIT COMMANDER AND THE WARFIGHTER

Maintenance & Repair Services

- Inspection and serviceability assessment for shelters, containers, and pallets
- On-site and field repair capability
- Repair of air conditioners, environmental control units, and refrigeration units
- Repair and re-certification of ISO shelters to CSC standards

Training Services

- On-site training teams for installation and operation of shelters, containers, pallets and ground support equipment
- On-site training teams for newly fielded shelters, containers and pallets
- Maintenance training on shelters, containers and pallets

MEETING OPERATIONAL COMMANDER'S REQUIREMENTS FOR FLEXIBLE, COST-EFFECTIVE SUPPORT

Shelter System Integration

- Systems Development to include Engineering and Integrated Logistics Support (ILS)
- Enhanced capability to configure and integrate mission essential equipment into government-owned shelters and containers
- 3 to 1 cost savings for refurbishment, overhauls, and modifications to hard and soft-sided shelters and containers
- Integrate environmental control units, generators and refrigeration units, as

Testing Services

- Water Tightness Testing and Mobile Capability on shelters and containers
- EMI/RFI Testing on shelters and containers
- G-force aircraft load analysis and other dynamic conditions encountered in various transport modes (rail, helicopter sling, off-road)
- One of two approved G-force facilities in the continental United States for dynamic testing of shelters, containers,

PROVIDING PROGRAM-WIDE SOLUTIONS AND LIFE-CYCLE SUPPORT

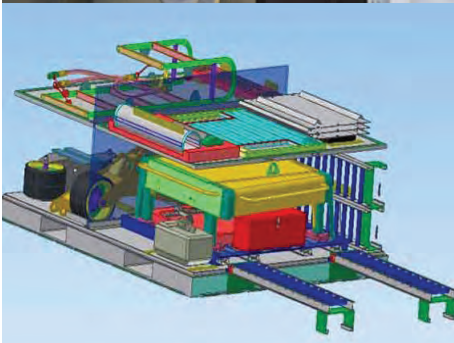
Mobility Deployment Solutions

- Air transportability assessments
- Program management support
- Rapid deployment planning with emphasis on optimizing use of container and shelter systems
- Development of customized modules to support operations in hostile and remote locations
- Detailed planning on Bear Base operations to include special skilled personnel in generation power repairs, ECU repairs, water and fuel distribution systems

Engineering & Design Services

- Structural design and analysis
- Thermal modeling of insulated/refrigerated containers
- Design and analysis of composite structures and panels
- Prototyping of new and integrated shelters and containers to meet mission requirements
- Strategic level planning to support integrated systems in unique acquisition plans
- Lifecycle support for extending life and expanding capabilities to include re-purposing existing fleets





PAST PERFORMANCE

• MEDICAL SYSTEMS

Saved more than \$100,000 in costs by refurbishment of Army Standard Family and NAVAIR shelters for Navy Medical Command, Cheetam Annex, Virginia. In addition, we refurbished shelters, generators, ECU's, and power distribution systems for afloat hospitals

• OPERATIONS SUPPORT PROGRAM

This military tactical shelter refurbishment program demonstrates our ability to integrate third party manufacturers and skills, to customize solutions for the end user, and to provide refurbishment and repurposing of equipment that extends and expands the warfighter's capability. AAR Mobility Systems removed legacy equipment, refurbished and upgraded the Army Standard Family shelters to integrate components. By avoiding new purchases and leveraging our expertise, we reduced overall costs.

• U.S. COAST GUARD DEPLOYMENT READINESS

Evacuated multiple ISU® Containers from Coast Guard Port Security Unit 313. Made all necessary repairs and returned completely refurbished containers within 21 days.

• USSOCOM DEPLOYMENT READINESS

Reset over 3,000 containers a year supporting the deployment of Special Operations Forces (SOF) at a savings of nearly \$8,000 per container. To accommodate the customer, these services are done on location with mobile repair teams providing tailored support.

• XVII AIRBORNE CORPS

Repaired upwards of 900 containers and shelters in support of multiple deployment cycles in the past five years for the 82nd Combat Aviation Brigade. In addition, we surged repair capacity as a result of tornados; helping to maintain no compromise in deployment timelines.

• SATS AND M1079

As the Original Equipment Manufacture (OEM) for in excess of 2,000 Standard Automotive Tool Sets and 2,400 M1079/87 Shop Vans, we perform multiple repairs and upgrades to include panel replacement, roof replacement, and internal floor replacement. We perform these repairs on site or in an AAR Mobility Systems Service Center.

CERTIFICATIONS

PRODUCT CERTIFICATIONS

- MIL-STD-810G Ground Mobility including Rail and Off-Road
- MIL-STD-209K Lifting Provisions
- CSC International Convention for Safe Containers, ISO 668, ISO 1161, and ISO 1496
- MIL-HDBK-1791 Military Internal Air Transportability
- MIL-STD-913 Military External Air Transportability
- Navy MIL-STD 901D Heavyweight Shock
- NAS 3610

FACILITIES

- ISO 9001:2015 Registered
- Lean Manufacturing Principles
- Welders Certified to AWS D1.1 and D1.2
- Certified Weld Inspectors on staff
- On-Site Testing Capabilities



SUPPORTING Your Mission.
SUSTAINING Your Assets.
SHELTERING Your Force.

CONTAINERS

AAR Mobility Systems is the World Leader in manufacturing air transportable containers. As the **sole manufacturer** of the ISU® Container, AAR's design specifications meet or exceed Department of Defense standards for air transportation of equipment and supplies.

With over 70 different configurations available, our containers can easily be customized for any mission requirement such as armories, laundries, refrigeration, dog kennels, gun rooms, maintenance, ATV storage, and more. Our complete collection of containers offers a wide range of deployment capabilities, including land transport, sealift, or airlift by any configuration of cargo aircraft in the world.

Our third generation 56000 Series ISU® Container, also known as the Gen X Container, is the mainstay for military rapid deployment forces. It is adaptable to unique user requirements and can serve virtually any cargo deployment need. Our ISU® Containers improve mobilization capability for operational units by providing:

- Faster load and off load times
- Immediate operational workspace
- Reduced deployment footprint
- Secure equipment in transit
- Instant access to parts
- Equipped to lock in aircraft cargo restraint systems -no pallet or tie-down chains required

AAR ISU® Containers - The Key to Rapid Deployment.



INSIDE SECTION 2

- Standard ISU® Containers
- Specialty Containers
- Expeditionary Containers
- Container Kits
- Container Accessories



FEATURES & CAPABILITIES

ISU® 56000 Series



SYMBOLS



Certified for Helo-Lift Operations (where noted on each page)



Certifiable for Helo-Lift Operations (where noted on each page) - meaning internally certified by AAR, but official certification must come from U.S. Army Soldier Systems Center, Natick, MA, at the request of the user



Certified for Airlift Operations (roll-in and lock). No auxiliary equipment/tie-downs are required (where noted on each page)



Certifiable for Airlift Operations (where noted on each page) - meaning internally certified by AAR, but official certification must come at the request of the user

The following Features & Capabilities are applicable to all ISU® Containers (unless stated otherwise on individual product pages)

- Dimensions: 108" X 88" single-pallet standard base size, or 108" X 48" half-pallet base size, is 463L Certified - equipped to lock in aircraft cargo restraint system - no pallet required
- Four-way forkliftable with oversized forklift tubes; tube size 13 3/4" X 4.4"
- Intermodal - transportable by air, land, sea or rail
- Compatible with standard military transport vehicles/equipment 2.5-ton and 5-ton - FMTV, LMTV, HEMTT, Flatrack, CROP, etc.
- Base pre-drilled for optional caster set
- Ready for use with low or high-speed mobility wheel set
- All aluminum extruded, mechanically fastened pallet base certified not to damage aircraft roller systems
- 5,000 and 10,000 lb. payload capacities (depending on container and configuration)
- Weather, dust, and sand-proof
- Winching rings located at every lower corner
- Retractable folding steps for easy roof access for sling hookup
- Doors may be padlocked (user provides)
- Stackable two-high when loaded with up to 10,000 lbs. or empty (Note: KC Containers require adapter)
- Quickly removable centerpost between doors (without shelves installed) enables loading of large items
- Field service and depot level sustainment support available
- Specially designed shelves and trays (ordered separately) allow for the organization of parts, materials, or equipment within the ISU container
- All optional shelves are adjustable in one-inch vertical increments and are certified for 750 lbs. each
- Optional shelves are packed and shipped inside container for user's installation when requested as a kit. If required by individual contract, shelves can be installed at factory per specified spacing requirements, our field install can be arranged
- Easily integrated to meet any mission requirement

ISU® CONTAINER COLORS

Standard ISU® Container colors are green, tan or black; optional colors are grey, orange, or white (colors are designated by the third digit in the part number. Additional colors, including camo, may be requested through sales person (see Section 8 for sales contact information).

Standard Colors

Optional Colors

GREEN	P/N 56100-000	FED-STD 34094
TAN	P/N 56200-000	FED-STD 33446
BLACK	P/N 56300-000	FED-STD 37030
GREY	P/N 56400-000	FED-STD 36300
ORANGE	P/N 56500-000	FED-STD 12197
WHITE	P/N 56600-000	FED-STD 37875

STANDARD ISU® FEATURES

• indicates feature is standard on particular container

STEP 1: Pick Your Base Container

Choose the base container that will meet your requirements.
Listed below are features that come standard with each container.

56000 SERIES ISU®	PAGE	108" X 88" single pallet	COMPATIBLE WITH USAF 48" CENTER RAIL	FOUR-WAY FORKLIFTABLE	INTERMODAL air, land, sea, rail	COMPATIBLE W/MILITARY TRANSPORT VEHICLE/EQUIPMENT	BASE PRE-DRILLED FOR OPTIONAL CASTER SET	READY FOR HSMWS USE	ALUMINUM EXTRUDED, MECHANICALLY FASTENED BASE	5,000 LB. PAYLOAD CAPACITY	10,000 LB. PAYLOAD CAPACITY	WEATHER, DUST, SAND-PROOF	8 LOWER CORNER WINCHING RINGS	RETRACTABLE FOLDING STEPS (P/N 86003-001)	2-HIGH STACKABLE - fully loaded or empty	REMOVABLE CENTER POST	FIELD AND DEPOT SUPPORT	STANDARD COLORS - Green, Tan, Black
ISU® 90 4-DOOR 56X02-000	2.2.1	91.35"H		•	•	•	•	•	•		•	•	•	•	•	•	•	•
ISU® 90 FC 4-DOOR 56X10-000	2.2.2	91.35"H		•	•	•	•	•	•		•	•	•	•	•	•	•	•
ISU® 90I 4-DOOR 56X16-000	2.2.3	91.35"H		•	•	•	•	•	•		•	•	•	•	•	•	•	•
ISU® 90KC 4-DOOR 56X20-000	2.2.4	91.35"H		•	•	•	•	•	•		•	•	•	•	•*	•	•	•
ISU® 90KCI 4-DOOR 56X33-000	2.2.5	91.35"H		•	•	•	•	•	•		•	•	•	•	•*	•	•	•
ISU® 90EO 4-DOOR 56X45-000	2.2.6	91.35"H		•	•	•	•	•	•		•	•	•	•	•	•	•	•
ISU® 90EO 1-DOOR 56X21-000	2.2.7	91.35"H		•	•	•	•	•	•	•		•	•	•	•	•	•	•
ISU® 90EO 2-DOOR 56X36-000	2.2.8	91.35"H		•	•	•	•	•	•	•		•	•	•	•	•	•	•
ISU® 90EO 2-DOOR 56X29-000	2.2.9	91.35"H		•	•	•	•	•	•		•	•	•	•	•	•	•	•
ISU® 90IEO 1-DOOR 56X66-000	2.2.10	91.35"H		•	•	•	•	•	•	•		•	•	•	•	•	•	•
ISU® 90IEO WRSK 3-DOOR 56X76-000	2.2.11	91.35"H		•	•	•	•	•	•		•	•	•	•	•	•	•	•
ISU® 90I WRSK 4-DOOR 56X75-000	2.2.12	91.35"H		•	•	•	•	•	•		•	•	•	•	•	•	•	•
ISU® 90EO WRSK 3-DOOR 56X15-000	2.2.13	91.50"H		•	•	•	•	•	•		•	•	•	•	•	•	•	•
ISU® 80 4-DOOR 56X80-000	2.2.14	80"H		•	•	•	•	•	•		•	•	•	•	•	•	•	•
ISU® 70KC 4-DOOR 56X50-000	2.2.15	69"H		•	•	•	•	•	•		•	•	•	•	•*	•	•	•
ISU® 70KCA 4-DOOR 56X88-000	2.2.16	69"H		•	•	•	•	•	•		•	•	•	•	•*	•	•	•
ISU® 60 4-DOOR 56X03-000	2.2.17	60"H		•	•	•	•	•	•		•	•	•	•	•	•	•	•
ISU® 60EO 4-DOOR 56X09-000	2.2.18	60"H		•	•	•	•	•	•		•	•	•	•	•	•	•	•
ISU® 72.5 2-DOOR 56X04-000	2.2.19		•	2-Way	•	•	•	•	•	•		•	•	•	•	•	•	•
ISU® 60.5 2-DOOR 56X12-000	2.2.20		•	2-Way	•	•	•	•	•	•		•	•	•	•	•	•	•
ISU® 50.5 4-DOOR 56X17-000	2.2.21				•	•	•	•	•			•	•		•	•	•	•
Expandable ISU (EISU) 56X4X-000	2.4.1	91.47"H STOWED		•	•	•	•	•	•		•	•	•	•	•	•	•	•

*Requires KC Stacking Rack, see page 2.6.5

See Container Kits starting on page 2.5.1

MILITARY CERTIFICATIONS

A. FIXED-WING TRANSPORTABILITY



Most of AAR's ISU[®] Containers (P/N 56000) have been certified by the U.S. Department of Air Force for Air Transportability Dated 7-Mar-2000. Certification of Air Transport of the AAR Mobility Systems' 12,000 pound gross weight container was signed by ASC/ENFC Aerial Delivery Group. Some are Air-Certifiable, meaning they have been tested and certified internally by AAR.



A. Fixed-Wing Transportability



CERTIFIED



CERTIFIABLE

B. EXTERNAL AIR TRANSPORTABILITY



The U.S. Army Soldier Systems Center (Natick) has certified the ISU[®] 90 and the ISU[®] 60 Containers for Helicopter Sling Load (HSL). The rigging procedures are available to all services through the Publication Multiservice Helicopter Sling Load.

The series of three manuals provide detailed procedures for HSL:

- Basic Operations and Equipment
- Single-Point Rigging Procedures
- Dual-Point Load Rigging Procedures

The FM 10-450-5 (Dual-Point Rigging Procedures) provides rigging procedures for lifting two (2) ISU[®] 90's lashed together to form a tandem load.

The remaining AAR containers listed in these product sheets have been helicopter sling tested internally by AAR (Helicopter Sling Certifiable). However, official certification must come from U.S. Army Soldier Systems Center, Natick, MA, at the request of the user.



B. Helicopter Sling Load



CERTIFIED



CERTIFIABLE

C. HAZARDOUS MATERIAL ACCESS

Air Force Joint Service Manual 24-204, Chapter 11, Attachment 21, replaces AFM71-4 and states the following: "If a container can be accessed in flight, i.e., use of hazardous material panel, it is permissible to airlift hazardous material in an ISU[®] Container".

For more information, please reference your appropriate Service Manual:

- | | |
|------------------|---------------------|
| • AFJSM24-204 | U.S. Air Force |
| • TM38-250 | U.S. Army |
| • DODINST 6050.5 | U.S. Navy |
| • MCOP4030.19.F | U.S. Marine Corps |
| • DLA AM4145.3 | For other DoD users |



C. Hazardous Material Access Panel

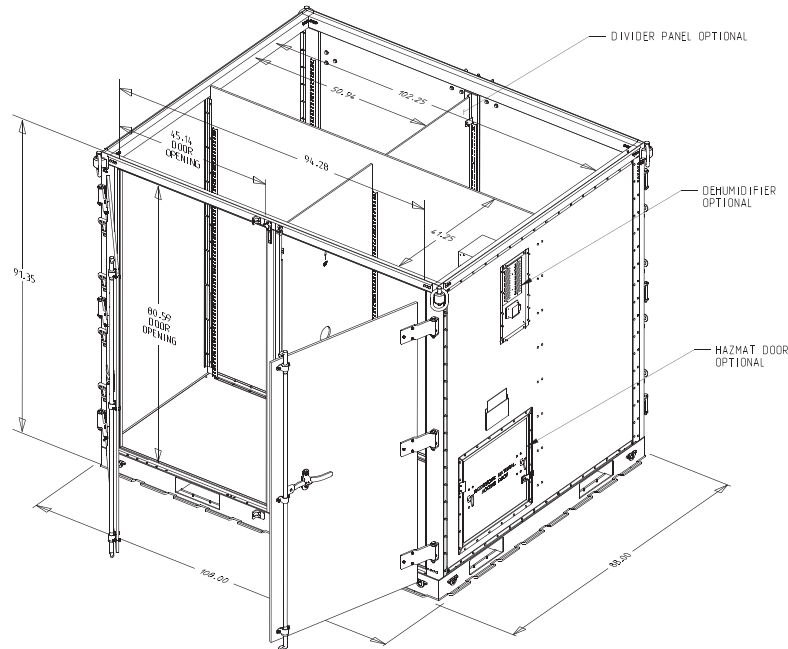
ISU® 90 4-DOOR

Internal Airlift/ Helicopter Slingable
Container Unit (ISU®)



ISU® 90 4-DOOR

One example of an ISU®
container configuration
(ISU's can be customized
to meet your specifications)



P/N	NSN	COLOR	GSA	DLA
*56102-000	8145-01-465-3621	GREEN	●	●
*56202-000	8145-01-465-4187	TAN	●	●
*56302-000	8145-01-465-4581	BLACK	●	●
*56402-000	8145-01-465-4816	GRAY	●	
*56602-000	8145-01-465-5052	WHITE	●	
DIMENSIONS				
EXTERIOR	108"W X 88"L X 91.35"H			
INTERIOR	400 cu.ft.			
WEIGHT	PAYLOAD CAPACITY	MAXIMUM GROSS WEIGHT		
1,720 lbs.	10,000 lbs.	11,720 lbs.		



FEATURES

- Four doors, two doors on each 108" side
- Four-way forkliftable
- Intermodal - transportable by air, land, sea or rail
- Stackable two-high when loaded with up to 10,000 lbs. or empty
- Compatible with standard military transport vehicles/equipment 2.5-ton and 5-ton - FMTV, LMTV, HEMTT, Flatrack, CROP, etc.
- Base pre-drilled for optional caster set
- Ready for use with low or high-speed mobility wheel set
- All aluminum extruded, mechanically fastened pallet base certified not to damage aircraft roller systems
- Winching rings located at every lower corner
- Retractable folding steps for easy roof access for sling hookup

*Above part numbers are for containers only; no accessories

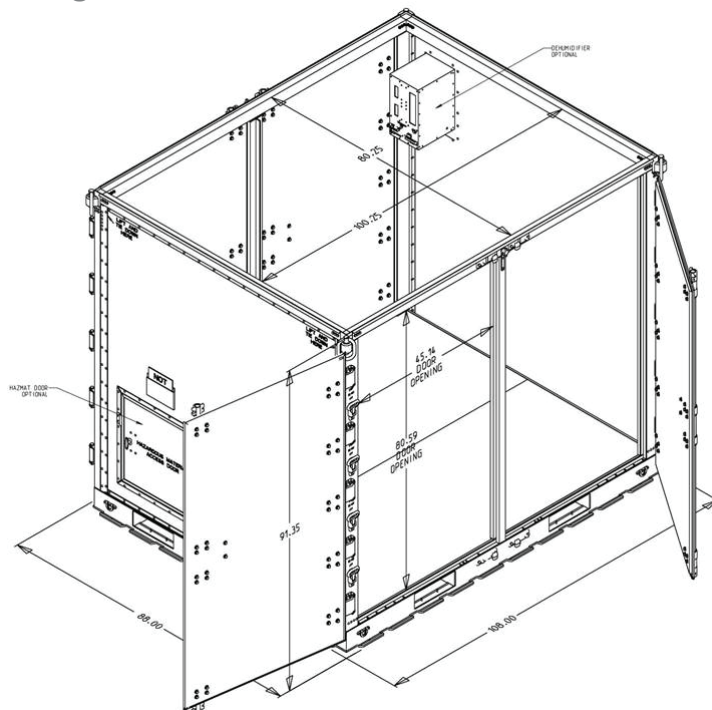


ISU® 90 4-Door with optional removable
divider, shelves, and trays installed

- See Military Certifications starting on page 2.1.4
- See Optional Kits starting on page 2.5.1
- See Optional Accessories starting on page 2.6.1

For more information or for a single part number for a
customized ISU® Container, call 800-355-2015

One example of an ISU® container configuration (ISU's can be customized to meet your specifications)



P/N	NSN	COLOR	GSA	DLA
*56110-000		GREEN		
*56210-000		TAN		
*56310-000		BLACK		
DIMENSIONS				
EXTERIOR	108"W X 88"L X 91.35"H			
INTERIOR	400 cu.ft.			
WEIGHT	PAYLOAD CAPACITY		MAXIMUM GROSS WEIGHT	
1,700 lbs.	10,000 lbs.		11,700 lbs.	

*Above part numbers are for containers only; no accessories

- Four doors - two doors on each 108" side
- ISU 90 FC (Full Cube) has no center wall to allow for storage and transport of larger items
- See Standard Features starting on page 2.1.2
- See Optional Kits starting on page 2.5.1
- See Optional Accessories starting on page 2.6.1



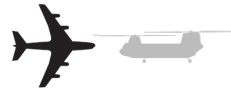
Shown is ISU® 90 4-Door Container with kit for AirFrame Tent and Accessories, with center wall removed and shelves installed. Shown with optional AirFrame tent, accessories, and High Speed Mobility Wheel Set (each sold separately).



Shown is the ISU® 90 FC 4-Door

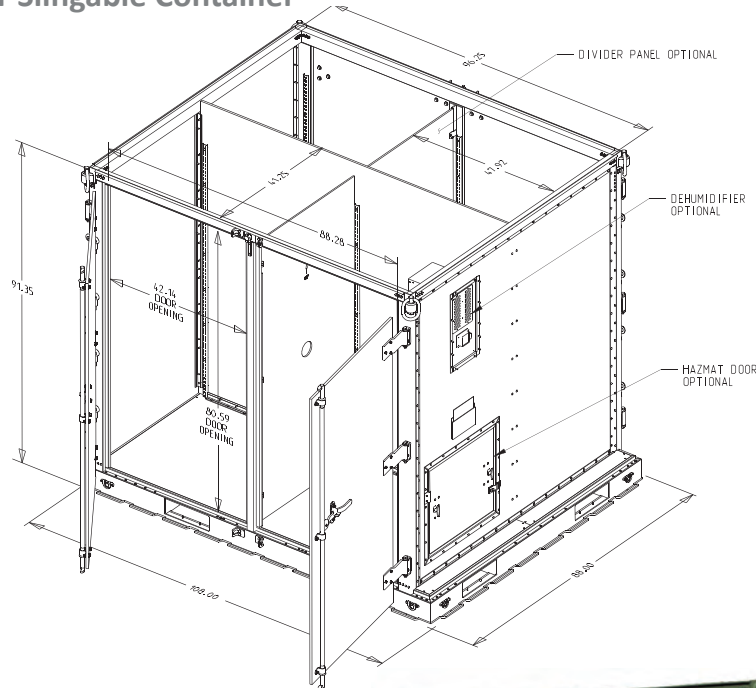
ISU® 90I 4-DOOR

Internal Airlift/ Helicopter Slingable Container Unit (ISU®)



ISU® 90I 4-DOOR

One example of an ISU® container configuration (ISU®s can be customized to meet your specifications)



P/N	NSN	COLOR	GSA	DLA
*56116-000	8145-01-465-3685	GREEN	●	●
*56216-000	8145-01-465-4199	TAN	●	●
*56316-000	8145-01-465-4788	BLACK	●	●
*56416-000	8145-01-465-4850	GRAY	●	●
*56616-000	8145-01-465-5063	WHITE	●	
DIMENSIONS				
EXTERIOR	108"W X 88"L X 91.35"H			
INTERIOR	385 cu.ft.			
WEIGHT	PAYLOAD CAPACITY	MAXIMUM GROSS WEIGHT		
1,700 lbs.	10,000 lbs.	11,700 lbs.		



*Above part numbers are for containers only; no accessories



ISU® 90I loaded onto an aircraft

- See Military Certifications starting on page 2.1.4
- See Optional Kits starting on page 2.5.1
- See Optional Accessories starting on page 2.6.1

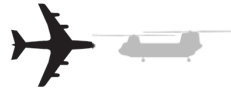
FEATURES

- Four doors - two doors on each 108" side
- Equipped with aisleway for ease of loading aircraft
- Four-way forkliftable
- Intermodal - transportable by air, land, sea or rail
- Stackable two-high when loaded with up to 10,000 lbs. or empty
- Compatible with standard military transport vehicles/equipment 2.5-ton and 5-ton - FMTV, LMTV, HEMTT, Flatrack, CROP, etc.
- Base pre-drilled for optional caster set
- Ready for use with low or high-speed mobility wheel set
- All aluminum extruded, mechanically fastened pallet base certified not to damage aircraft roller systems
- Winching rings located at every lower corner
- Retractable folding steps for easy roof access for sling hookup

For more information or for a single part number for a customized ISU® Container, call 800-355-2015

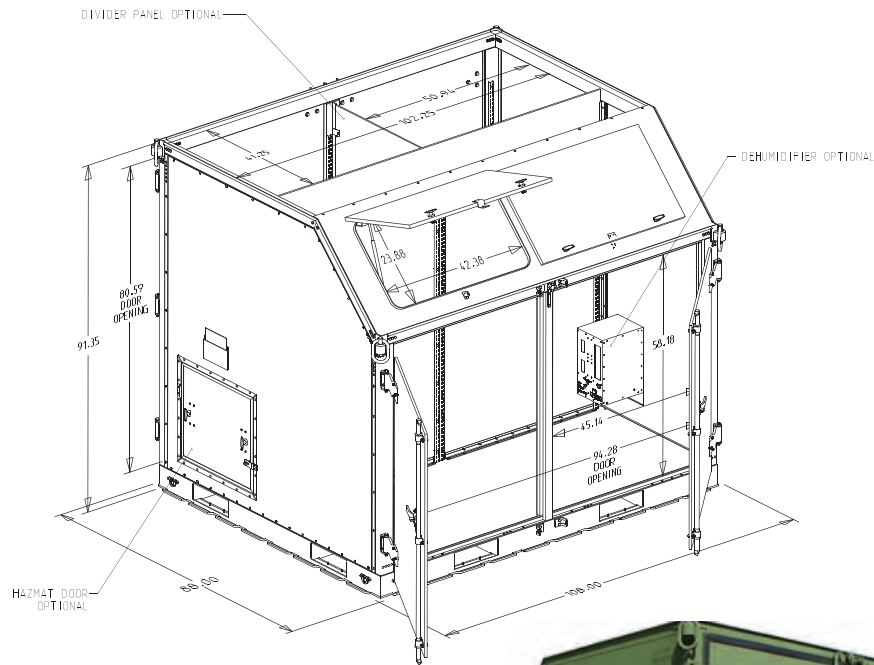
ISU® 90KC 4-DOOR

Internal Airlift/ Helicopter Slingable
Container Unit (ISU®)



ISU® 90KC 4-DOOR

One example of an ISU®
container configuration
(ISU's can be customized
to meet your specifications)



P/N	NSN	COLOR	GSA	DLA
*56120-000	8145-01-465-3687	GREEN	●	●
*56220-000	8145-01-465-4200	TAN	●	●
DIMENSIONS				
EXTERIOR	108"W X 88"L X 91.35"H			
INTERIOR	381 cu.ft.			
WEIGHT	PAYLOAD CAPACITY	MAXIMUM GROSS WEIGHT		
1,560 lbs.	10,000 lbs.	11,560 lbs.		

*Above part numbers are for containers only; no accessories



FEATURES

- Four Doors - two tall doors on one 108" side, two short doors on other 108" side
- Two flip-up storage doors and two shelves above short doors
- Four-way forkliftable
- Intermodal - transportable by air, land, sea or rail
- Stackable two-high when loaded with up to 10,000 lbs. or empty
- Compatible with standard military transport vehicles/equipment 2.5-ton and 5-ton - FMTV, LMTV, HEMTT, Flatrack, CROP, etc.
- Base pre-drilled for optional caster set
- Ready for use with low or high-speed mobility wheel set
- All aluminum extruded, mechanically fastened pallet base certified not to damage aircraft roller systems
- Winching rings located at every lower corner
- Retractable folding steps for easy roof access for sling hookup



ISU® 90KC shown with optional shelves and storage trays

- See Military Certifications starting on page 2.1.4
- See Optional Kits starting on page 2.5.1
- See Optional Accessories starting on page 2.6.1

For more information or for a single part number for a customized ISU® Container, call 800-355-2015

ISU® 90KCI 4-DOOR

Technical drawing of the Hazmat Plus 1000 cabinet, showing dimensions and optional features:

- Dimensions:**
 - Overall height: 91.35
 - Overall width: 68.20
 - Overall depth: 66.50
 - Top panel width (left): 48.74
 - Top panel width (right): 56.75
 - Top panel height (left): 5.25
 - Top panel height (right): 73.88
 - Top panel height (right): 42.38
 - Front panel height (left): 80.59
 - Front panel height (right): 51.8
 - Front panel width (left): 42.74
 - Front panel width (right): 66.28
- Optional Features:**
 - DIVIDER PANEL OPTIONAL
 - HAZMAT DOOR OPTIONAL
 - DEHUMIDIFIER OPTIONAL

P/N	NSN	COLOR	GSA	DLA
*56133-000	8145-01-465-4140	GREEN	●	●
*56233-000	8145-01-465-4239	TAN	●	●
*56433-000	8145-01-465-4855	GRAY	●	
DIMENSIONS				
EXTERIOR	108"W X 88"L X 91.35"H			
INTERIOR	358 cu.ft.			
WEIGHT	PAYLOAD CAPACITY	MAXIMUM GROSS WEIGHT		
1,540 lbs.	10,000 lbs.	11,540 lbs.		



A green metal storage cabinet with two doors and a red arrow pointing to the bottom right corner labeled "AISLEWAY".

- Four Doors - two tall doors on one 108" side, two short doors on other 108" side
- Two flip-up storage doors and two shelves above short doors
- Equipped with aisleway for ease of loading on an aircraft
- Four-way forkliftable
- Intermodal - transportable by air, land, sea or rail
- Stackable two-high when loaded with up to 10,000 lbs. or empty
- Compatible with standard military transport vehicles/equipment 2.5-ton and 5-ton - FMTV, LMTV, HEMTT, Flatrack, CROP, etc.
- Base pre-drilled for optional caster set
- Ready for use with low or high-speed mobility wheel set
- All aluminum extruded, mechanically fastened pallet base certified not to damage aircraft roller systems
- Winching rings located at every lower corner
- Retractable folding steps for easy roof access for sling hookup

A green mobile office unit with its doors open, showing interior shelves, a microwave, and various supplies. The unit is parked on a paved surface under a blue sky with clouds. The interior is organized with shelves holding a microwave, boxes, and other items. The unit has a sturdy metal frame and large doors that swing outwards.

- See Military Certifications starting on page 2.1.4
- See Optional Kits starting on page 2.5.1
- See Optional Accessories starting on page 2.6.1

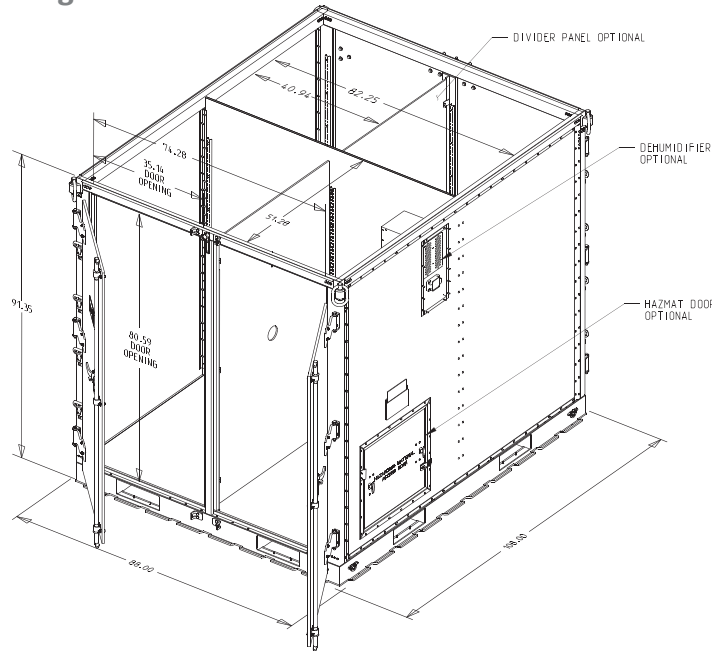
ISU® 90EO 4-DOOR

Internal Airlift/ Helicopter Slingable
Container Unit (ISU®)



ISU® 90EO 4-DOOR

One example of an ISU®
container configuration
(ISU's can be customized
to meet your specifications)



P/N	NSN	COLOR	GSA	DLA
*56145-000	8145-01-465-4146	GREEN	●	●
*56245-000	8145-01-465-4270	TAN	●	●
*56345-000	8145-01-465-4803	BLACK	●	●
DIMENSIONS				
EXTERIOR	88"W X 108"L X 91.35"H			
INTERIOR	400 cu.ft.			
WEIGHT	PAYLOAD CAPACITY	MAXIMUM GROSS WEIGHT		
1,630 lbs.	10,000 lbs.	11,630 lbs.		



*Above part numbers are for containers only; no accessories



ISU® 90EO shown in tan

FEATURES

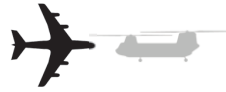
- Four Doors - two doors on each 88" side
- Four-way forkliftable
- Intermodal - transportable by air, land, sea or rail
- Stackable two-high when loaded with up to 10,000 lbs. or empty
- Compatible with standard military transport vehicles/equipment 2.5-ton and 5-ton - FMTV, LMTV, HEMTT, Flatrack, CROP, etc.
- Base pre-drilled for optional caster set
- Ready for use with low or high-speed mobility wheel set
- All aluminum extruded, mechanically fastened pallet base certified not to damage aircraft roller systems
- Winching rings located at every lower corner
- Retractable folding steps for easy roof access for sling hookup

- See Military Certifications starting on page 2.1.4
- See Optional Kits starting on page 2.5.1
- See Optional Accessories starting on page 2.6.1

For more information or for a single part number for a customized ISU® Container, call 800-355-2015

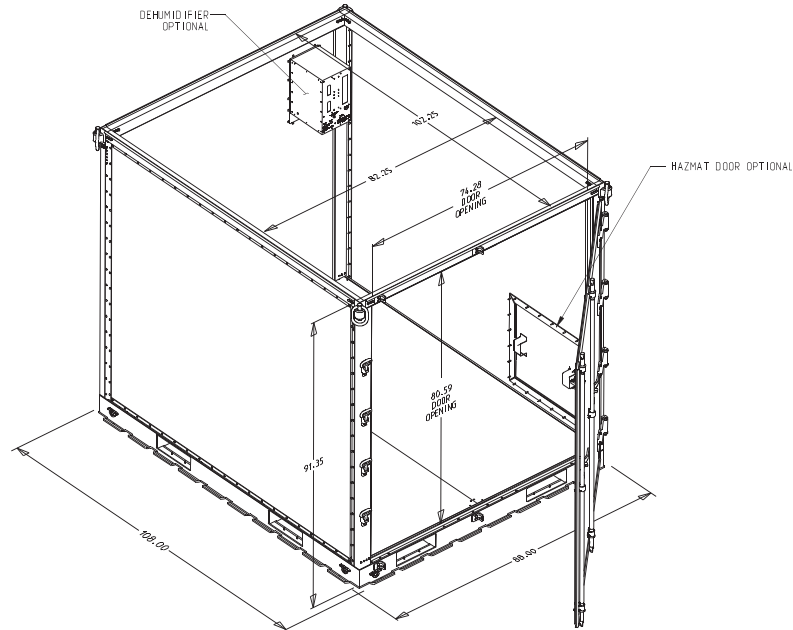
ISU® 90EO 1-DOOR

Internal Airlift/ Helicopter Slingable
Container Unit (ISU®)



ISU® 90EO 1-DOOR

One example of an ISU®
container configuration
(ISU®s can be customized
to meet your specifications)



P/N	NSN	COLOR	GSA	DLA
*56121-000	8145-01-465-3729	GREEN	●	●
*56221-000	8145-01-465-4201	TAN	●	●
DIMENSIONS				
EXTERIOR	88"W X 108"L X 91.35"H			
INTERIOR	400 cu.ft.			
WEIGHT	PAYLOAD CAPACITY	MAXIMUM GROSS WEIGHT		
1,510 lbs.	5,000 lbs.	6,510 lbs.		



*Above part numbers are for containers only; no accessories



ISU® 90EO 1-DOOR shown as a Weapons Room (see
page 2.5.2 for more information)

FEATURES

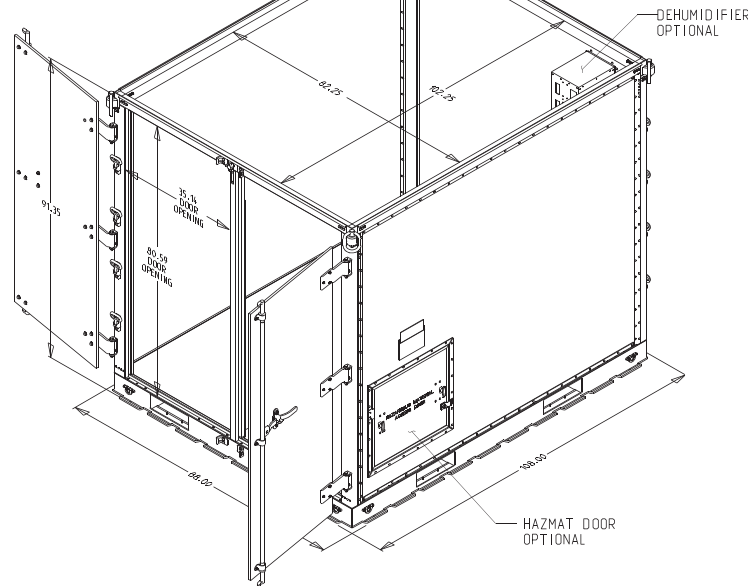
- One door on one 88" side
- Door has dual lock rods
- Designed without center wall to accommodate a weapons room
- Four-way forkliftable
- Intermodal - transportable by air, land, sea or rail
- Stackable two-high when loaded with up to 10,000 lbs. or empty
- Compatible with standard military transport vehicles/equipment 2.5-ton and 5-ton - FMTV, LMTV, HEMTT, Flatrack, CROP, etc.
- Base pre-drilled for optional caster set
- Ready for use with low or high-speed mobility wheel set
- All aluminum extruded, mechanically fastened pallet base certified not to damage aircraft roller systems
- Winching rings located at every lower corner
- Retractable folding steps for easy roof access for sling hookup

For more information or for a single part number for a
customized ISU® Container, call 800-355-2015

- See Military Certifications starting on page 2.1.4
- See Optional Kits starting on page 2.5.1
- See Optional Accessories starting on page 2.6.1

ISU® 90EO 2-DOOR

Internal Airlift/ Helicopter Slingable
Container Unit (ISU®)



One example of an ISU®
container configuration
(ISU's can be customized
to meet your specifications)

P/N	NSN	COLOR	GSA	DLA
*56136-000	8145-01-510-4442	GREEN	●	●
*56236-000		TAN	●	
DIMENSIONS				
EXTERIOR	88"W X 108"L X 91.35"H			
INTERIOR	400 cu.ft.			
WEIGHT	PAYLOAD CAPACITY	MAXIMUM GROSS WEIGHT		
1,445 lbs.	5,000 lbs.	6,445 lbs.		

*Above part numbers are for containers only; no accessories



FEATURES

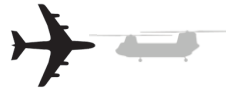
- Two doors, both on one 88" side
- Four-way forkliftable
- Intermodal - transportable by air, land, sea or rail
- Stackable two-high when loaded with up to 10,000 lbs. or empty
- Compatible with standard military transport vehicles/equipment 2.5-ton and 5-ton - FMTV, LMTV, HEMTT, Flatrack, CROP, etc.
- Base pre-drilled for optional caster set
- Ready for use with low or high-speed mobility wheel set
- All aluminum extruded, mechanically fastened pallet base certified not to damage aircraft roller systems
- Winching rings located at every lower corner
- Retractable folding steps for easy roof access for sling hookup

- See Military Certifications starting on page 2.1.4
- See Optional Kits starting on page 2.5.1
- See Optional Accessories starting on page 2.6.1

For more information or for a single part number for a customized ISU® Container, call 800-355-2015

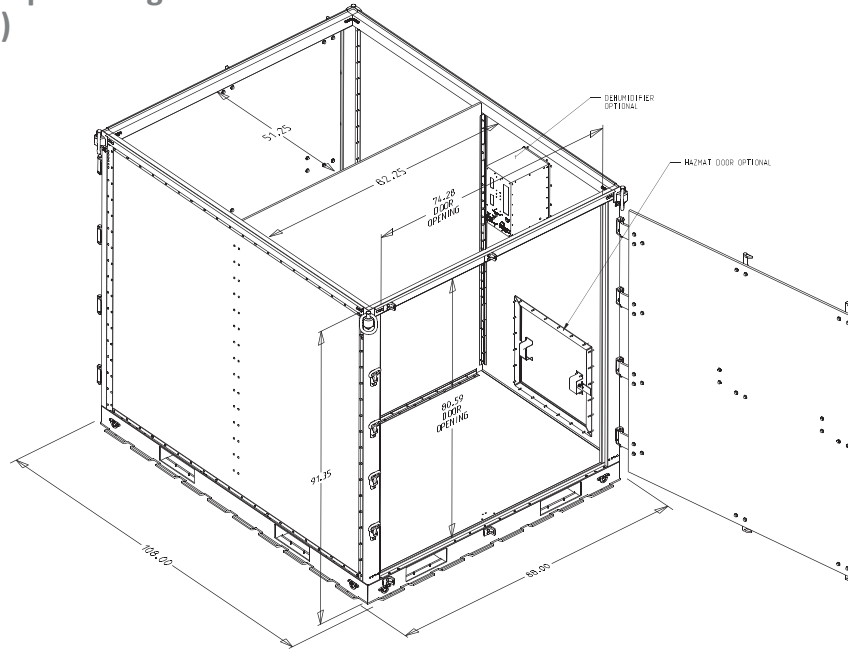
ISU® 90EO 2-DOOR

Internal Airlift/ Helicopter Slingable
Container Unit (ISU®)



ISU® 90EO 2-DOOR

One example of an ISU®
container configuration
(ISU's can be customized
to meet your specifications)



P/N	NSN	COLOR	GSA	DLA
*56129-000	8145-01-465-4139	GREEN	●	●
*56229-000	8145-01-465-4204	TAN	●	●
*56329-000	8145-01-465-4800	BLACK	●	
DIMENSIONS				
EXTERIOR	88"W X 108"L X 91.35"H			
INTERIOR	400 cu.ft.			
WEIGHT	PAYLOAD CAPACITY	MAXIMUM GROSS WEIGHT		
1,600 lbs.	10,000 lbs.	11,600 lbs.		



*Above part numbers are for containers only; no accessories



FEATURES

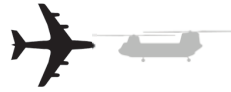
- Two doors, one on each 88" side
- Both doors have dual lock rods
- Can Hold four C-5 main gear tires on each side or four C-17 nose gear tires (or configurable for your alternative mission)
- Four-way forkliftable
- Intermodal - transportable by air, land, sea or rail
- Stackable two-high when loaded with up to 10,000 lbs. or empty
- Compatible with standard military transport vehicles/ equipment 2.5-ton and 5-ton - FMTV, LMTV, HEMTT, Flatrack, CROP, etc.
- Base pre-drilled for optional caster set
- Ready for use with low or high-speed mobility wheel set
- All aluminum extruded, mechanically fastened pallet base certified not to damage aircraft roller systems
- Winching rings located at every lower corner
- Retractable folding steps for easy roof access for sling hookup

- See Military Certifications starting on page 2.1.4
- See Optional Kits starting on page 2.5.1
- See Optional Accessories starting on page 2.6.1

For more information or for a single part number for a customized ISU® Container, call 800-355-2015

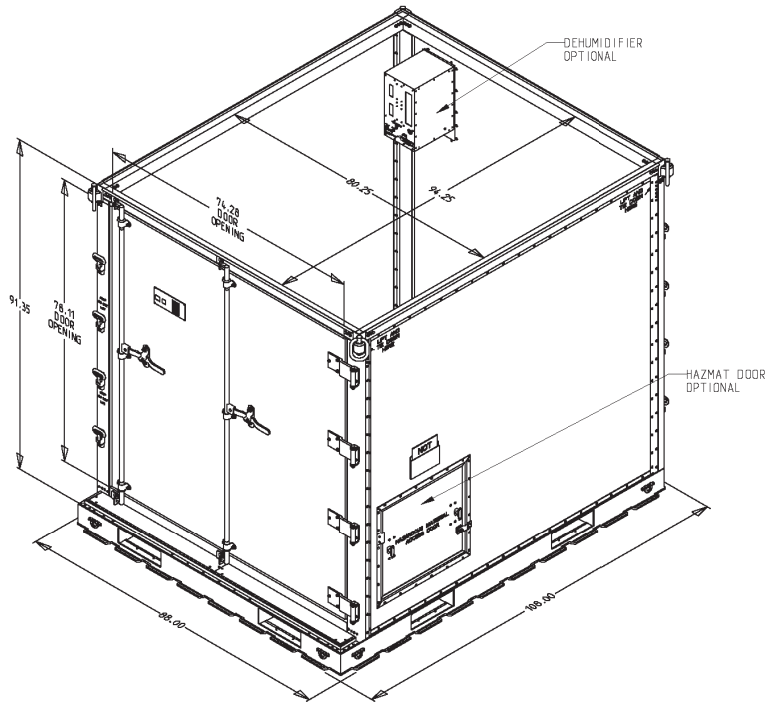
ISU® 901EO 1-DOOR

Internal Airlift/ Helicopter Slingable
Container Unit (ISU®)



ISU® 901EO 1-DOOR

One example of an ISU®
container configuration
(ISU®s can be customized
to meet your specifications)



P/N	NSN	COLOR	GSA	DLA
*56166-000		GREEN	●	
*56266-000		TAN	●	
DIMENSIONS				
EXTERIOR	88"W X 108"L X 91.35"H			
INTERIOR	385 cu.ft.			
WEIGHT	PAYLOAD CAPACITY	MAXIMUM GROSS WEIGHT		
1,500 lbs.	5,000 lbs.	6,500 lbs.		

*Above part numbers are for containers only; no accessories



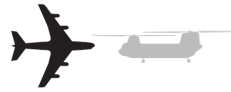
FEATURES

- One door on one 88" side
- Door has dual lock rods
- Designed without center wall to accommodate a weapons room
- Four-way forkliftable
- Intermodal - transportable by air, land, sea or rail
- Stackable two-high when loaded with up to 10,000 lbs. or empty
- Compatible with standard military transport vehicles/equipment 2.5-ton and 5-ton - FMTV, LMTV, HEMTT, Flatrack, CROP, etc.
- Base pre-drilled for optional caster set
- Ready for use with low or high-speed mobility wheel set
- All aluminum extruded, mechanically fastened pallet base certified not to damage aircraft roller systems
- Winching rings located at every lower corner
- Retractable folding steps for easy roof access for sling hookup
- See Military Certifications starting on page 2.1.4
- See Optional Kits starting on page 2.5.1
- See Optional Accessories starting on page 2.6.1

For more information or for a single part number for a customized ISU® Container, call 800-355-2015

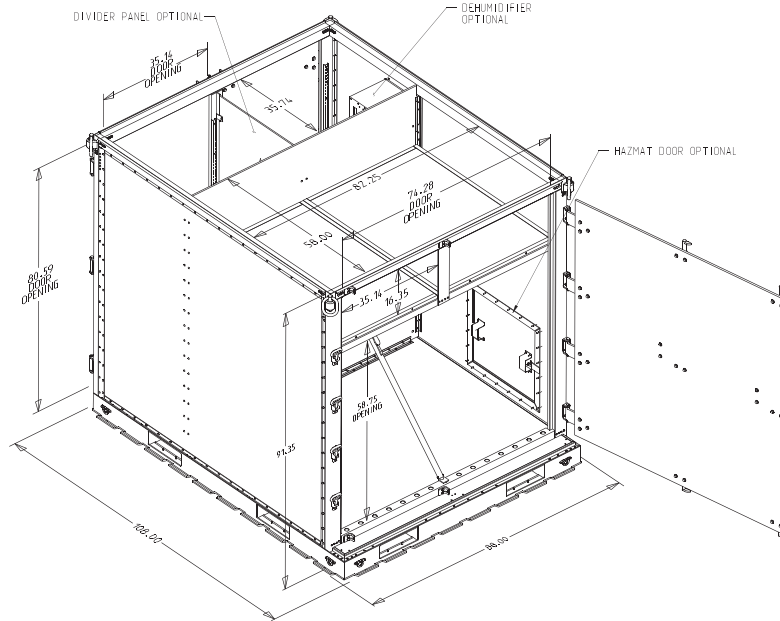
ISU® 901EO WRSK 3-DOOR

Internal Airlift/ Helicopter Slingable
Container Unit (ISU®)



ISU® 901EO WRSK 3-DOOR

One example of an ISU®
container configuration
(ISU's can be customized
to meet your specifications)



P/N	NSN	COLOR	GSA	DLA
*56176-000	8145-01-465-4164	GREEN	●	●
*56276-000	8145-01-465-4569	TAN	●	
*56376-000	8145-01-465-4810	BLACK	●	●
*56476-000	8145-01-465-4887	GRAY	●	
DIMENSIONS				
EXTERIOR	88"W X 108"L X 91.35"H			
INTERIOR	385 cu.ft.			
WEIGHT	PAYLOAD CAPACITY	MAXIMUM GROSS WEIGHT		
1,700 lbs.	10,000 lbs.	11,700 lbs.		

*Above part numbers are for containers only; no accessories



Wheel Restraint Security Kit (WRSK) Container

FEATURES

- Three doors; one door on one 88" side for tire rack with permanent shelf, two doors on opposite 88" side with adjustable shelves
- Equipped with aisleway for ease of loading on aircraft
- Front door has dual lock rods
- C-130 wheel well access aisle on 88" end
- Container holds four (4) C-130 main gear tires that position in ISU through large door (tires extend beyond center line), center wall is moved
- Four-way forkliftable
- Intermodal - transportable by air, land, sea or rail
- Stackable two-high when loaded with up to 10,000 lbs. or empty
- Compatible with standard military transport vehicles/ equipment 2.5-ton and 5-ton - FMTV, LMTV, HEMTT, Flatrack, CROP, etc.
- Base pre-drilled for optional caster set
- Ready for use with low or high-speed mobility wheel set
- All aluminum extruded, mechanically fastened pallet base certified not to damage aircraft roller systems
- Winching rings located at every lower corner
- Retractable folding steps for easy roof access for sling hookup



- See Military Certifications starting on page 2.1.4
- See Optional Kits starting on page 2.5.1
- See Optional Accessories starting on page 2.6.1

For more information or for a single part number for a customized ISU® Container, call 800-355-2015

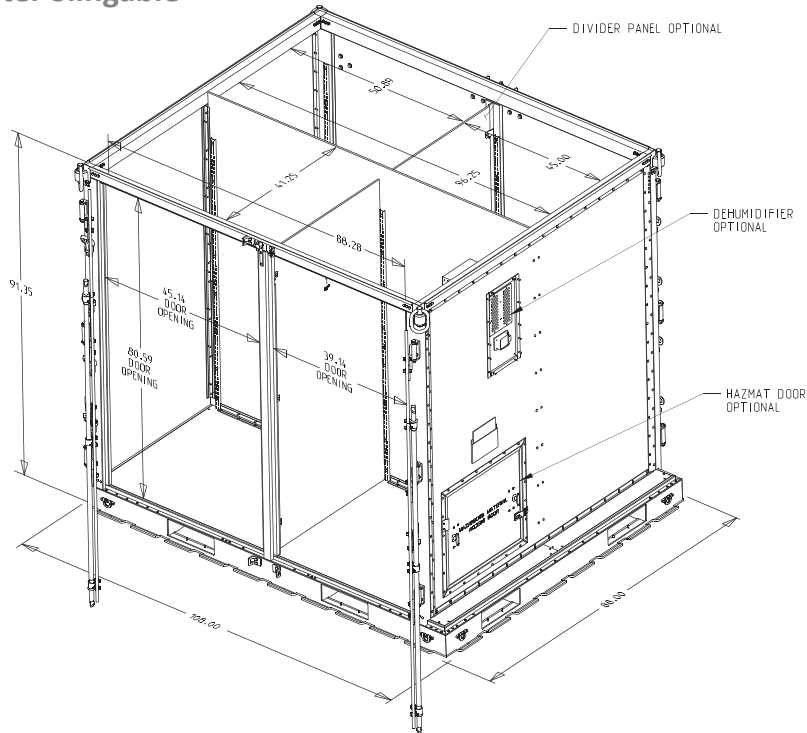
ISU® 901 WRSK 4-DOOR

Internal Airlift/ Helicopter Slingable
Container Unit (ISU®)



ISU® 901 WRSK 4-DOOR

One example of an ISU®
container configuration
(ISU's can be customized
to meet your specifications)



P/N	NSN	COLOR	GSA	DLA
*56175-000	8145-01-564-8057	GREEN	●	
*56275-000	8145-01-564-8056	TAN	●	
DIMENSIONS				
EXTERIOR	108"W X 88"L X 91.35"H			
INTERIOR	385 cu.ft.			
WEIGHT	PAYLOAD CAPACITY	MAXIMUM GROSS WEIGHT		
1,700 lbs.	10,000 lbs.	11,700 lbs.		

*Above part numbers are for containers only; no accessories



War Readiness Spare Kit (WRSK) Container



- See Military Certifications starting on page 2.1.4
- See Optional Kits starting on page 2.5.1
- See Optional Accessories starting on page 2.6.1

For more information or for a single part number for a
customized ISU® Container, call 800-355-2015

FEATURES

- Four doors, one wide door (45") and one narrow door (39") on each 108" end
- Equipped with aisleway for ease of loading on an aircraft
- Four-way forkliftable
- Intermodal - transportable by air, land, sea or rail
- Stackable two-high when loaded with up to 10,000 lbs. or empty
- Compatible with standard military transport vehicles/equipment 2.5-ton and 5-ton - FMTV, LMTV, HEMTT, Flatrack, CROP, etc.
- Base pre-drilled for optional caster set
- Ready for use with low or high-speed mobility wheel set
- All aluminum extruded, mechanically fastened pallet base certified not to damage aircraft roller systems
- Winching rings located at every lower corner
- Retractable folding steps for easy roof access for sling hookup

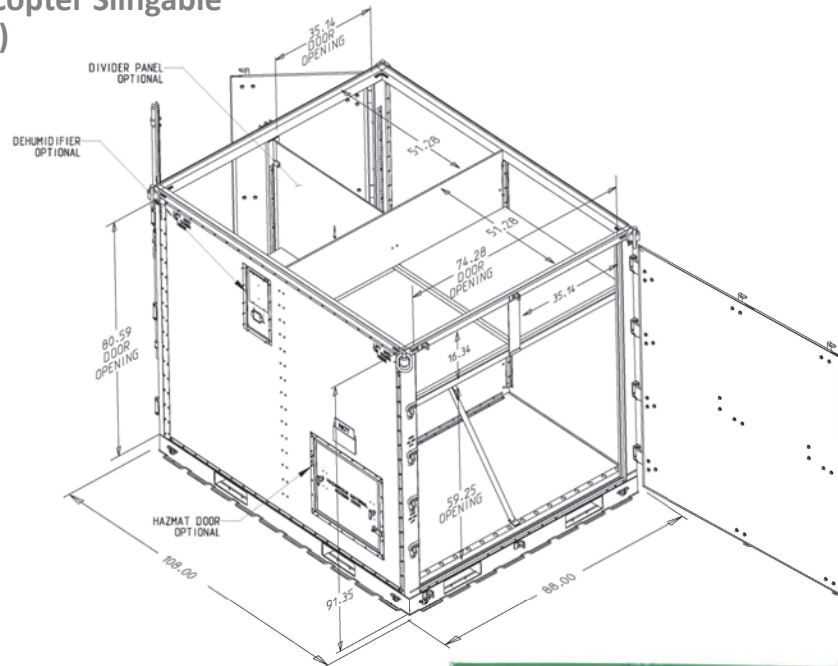
ISU® 90EO WRSK 3-DOOR

Internal Airlift/ Helicopter Slingable
Container Unit (ISU®)



ISU® 90EO WRSK 3-DOOR

One example of an ISU®
container configuration
(ISU®s can be customized
to meet your specifications)



P/N	NSN	COLOR	GSA	DLA
*56115-000	8145-01-465-3682	GREEN	●	●
*56215-000	8145-01-465-4197	TAN	●	●
DIMENSIONS				
EXTERIOR	88"W X 108"L X 91.50"H			
WEIGHT	PAYLOAD CAPACITY	MAXIMUM GROSS WEIGHT		
1,610 lbs.	10,000 lbs.	11,610 lbs.		

*Above part numbers are for containers only; no accessories



Wheel Restraint Security Kit (WRSK) Container
double door end

FEATURES

- Three doors, one on 88" end and two on the other 88" end
- Four-way forkliftable
- Intermodal - transportable by air, land, sea or rail
- Stackable two-high when loaded with up to 10,000 lbs. or empty
- Compatible with standard military transport vehicles/equipment 2.5-ton and 5-ton - FMTV, LMTV, HEMTT, Flatrack, CROP, etc.
- Base pre-drilled for optional caster set
- Ready for use with low or high-speed mobility wheel set
- All aluminum extruded, mechanically fastened pallet base certified not to damage aircraft roller systems
- Winching rings located at every lower corner
- Retractable folding steps for easy roof access for sling hookup



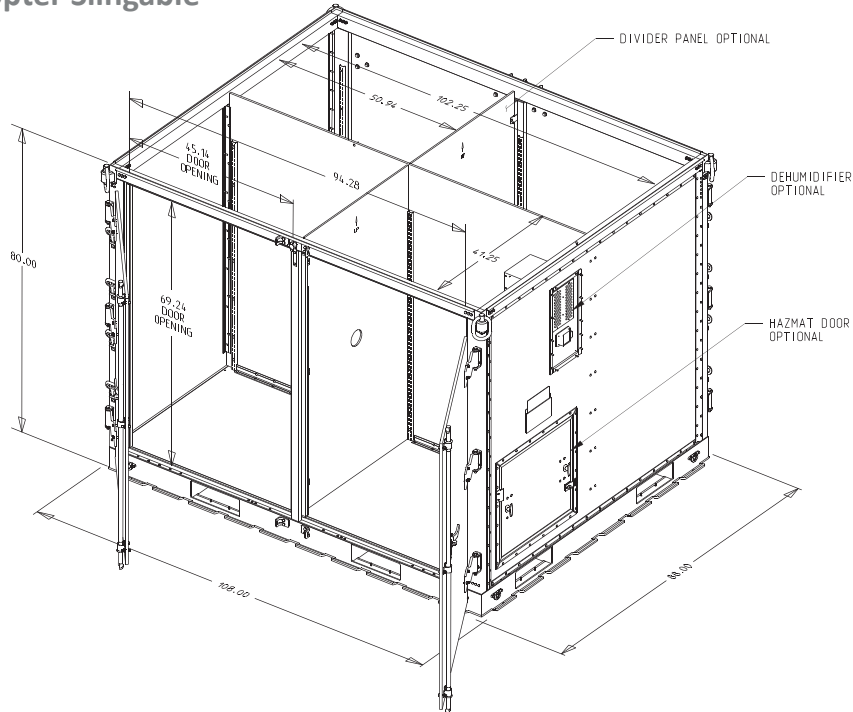
Wheel Restraint Security Kit (WRSK) Container
single door end with dual lock rods

- See Military Certifications starting on page 2.1.4
- See Optional Kits starting on page 2.5.1
- See Optional Accessories starting on page 2.6.1

For more information or for a single part number for a customized ISU® Container, call 800-355-2015

ISU® 80 4-DOOR

Internal Airlift/ Helicopter Slingable
Container Unit (ISU®)



One example of an ISU®
container configuration
(ISU®s can be customized
to meet your specifications)

P/N	NSN	COLOR	GSA	DLA
*56180-000	8145-01-501-0843	GREEN	●	●
*56280-000	8145-01-486-0142	TAN	●	●
DIMENSIONS				
EXTERIOR	108"W X 88"L X 80"H			
INTERIOR	355 cu.ft.			
WEIGHT	PAYLOAD CAPACITY	MAXIMUM GROSS WEIGHT		
1,570 lbs.	10,000 lbs.	11,570 lbs.		



*Above part numbers are for containers only; no accessories



ISU® 80 shown being forklifted onto a flatbed truck

- See Military Certifications starting on page 2.1.4
- See Optional Kits starting on page 2.5.1
- See Optional Accessories starting on page 2.6.1

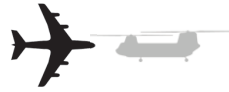
FEATURES

- Four doors, two on each 108" side
- Designed specifically for ability to fit inside an 8-ft. high ISO container and to be part of the Intermodal Transportation System by Air, Land, and Sea
- Four-way forkliftable
- Intermodal - transportable by air, land, sea or rail
- Stackable two-high when loaded with up to 10,000 lbs. or empty
- Compatible with standard military transport vehicles/ equipment 2.5-ton and 5-ton - FMTV, LMTV, HEMTT, Flatrack, CROP, etc.
- Base pre-drilled for optional caster set
- Ready for use with low or high-speed mobility wheel set
- All aluminum extruded, mechanically fastened pallet base certified not to damage aircraft roller systems
- Winching rings located at every lower corner
- Retractable folding steps for easy roof access for sling hookup

For more information or for a single part number for a customized ISU® Container, call 800-355-2015

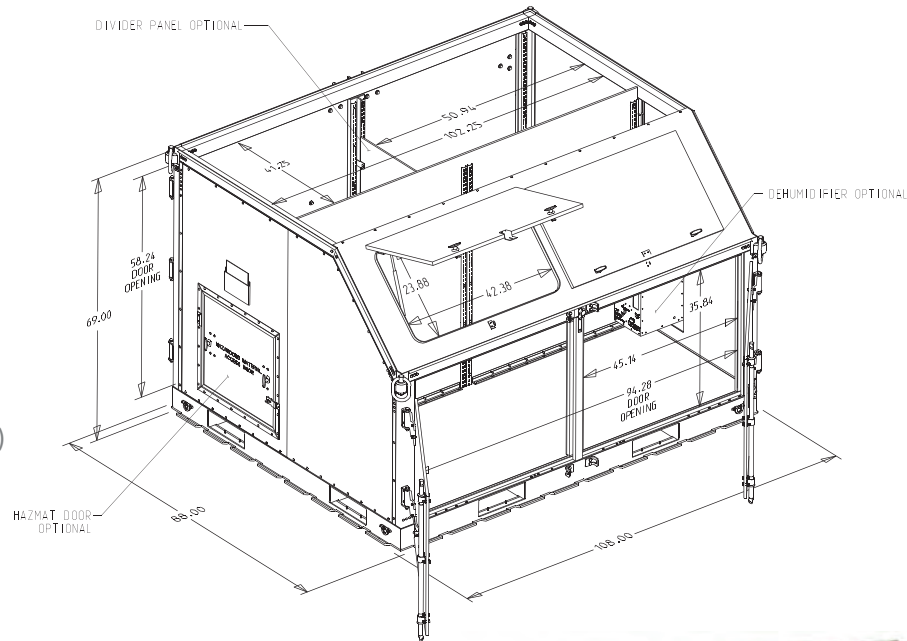
ISU® 70KC 4-DOOR

Internal Airlift/ Helicopter Slingable
Container Unit (ISU®)



ISU® 70KC 4-DOOR

One example of an ISU®
container configuration
(ISU®s can be customized
to meet your specifications)



P/N	NSN	COLOR	GSA	DLA
*56150-000	8145-01-465-4160	GREEN	●	●
*56250-000	8145-01-465-4565	TAN	●	●
*56350-000	8145-01-465-4805	BLACK	●	●
*56450-000	8145-01-465-4884	GRAY	●	●
DIMENSIONS				
EXTERIOR	108"W X 88"L X 69"H			
INTERIOR	289 cu.ft.			
WEIGHT	PAYLOAD CAPACITY	MAXIMUM GROSS WEIGHT		
1,360 lbs.	10,000 lbs.	11,360 lbs.		



FEATURES

- Four doors, two tall doors on one 108" side, two short doors on other 108" side
- Two flip-up storage doors and two shelves above short doors
- Specially made for the KC-10 aircraft and will fit into other aircraft listed in Transport Certifications chart
- Four-way forkliftable
- Intermodal - transportable by air, land, sea or rail
- Stackable two-high when loaded with up to 10,000 lbs. or empty
- Compatible with standard military transport vehicles/ equipment 2.5-ton and 5-ton - FMTV, LMTV, HEMTT, Flatrack, CROP, etc.
- Base pre-drilled for optional caster set
- Ready for use with low or high-speed mobility wheel set
- All aluminum extruded, mechanically fastened pallet base certified not to damage aircraft roller systems
- Winching rings located at every lower corner
- Retractable folding steps for easy roof access for sling hookup

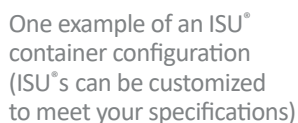


ISU® 70KC shown loaded into an aircraft

- See Military Certifications starting on page 2.1.4
- See Optional Kits starting on page 2.5.1
- See Optional Accessories starting on page 2.6.1

For more information or for a single part number for a customized ISU® Container, call 800-355-2015

ISU® 70KCA 4-DOOR



P/N	NSN	COLOR	GSA	DLA
*56188-000	8145-01-478-9990	GREEN	●	●
*56288-000	8145-01-478-9992	TAN	●	●
DIMENSIONS				
EXTERIOR	108"W X 88"L X 69"H			
INTERIOR	253 cu.ft.			
WEIGHT	PAYLOAD CAPACITY	MAXIMUM GROSS WEIGHT		
1,310 lbs.	10,000 lbs.	11,310 lbs.		



8" AISLEWAY



ISU 70KCA with 8" aisleway making room for seats


- See Military Certifications starting on page 2.1.4
- See Optional Kits starting on page 2.5.1
- See Optional Accessories starting on page 2.6.1

For more information or for a single part number for a customized ISU® Container, call 800-355-2015

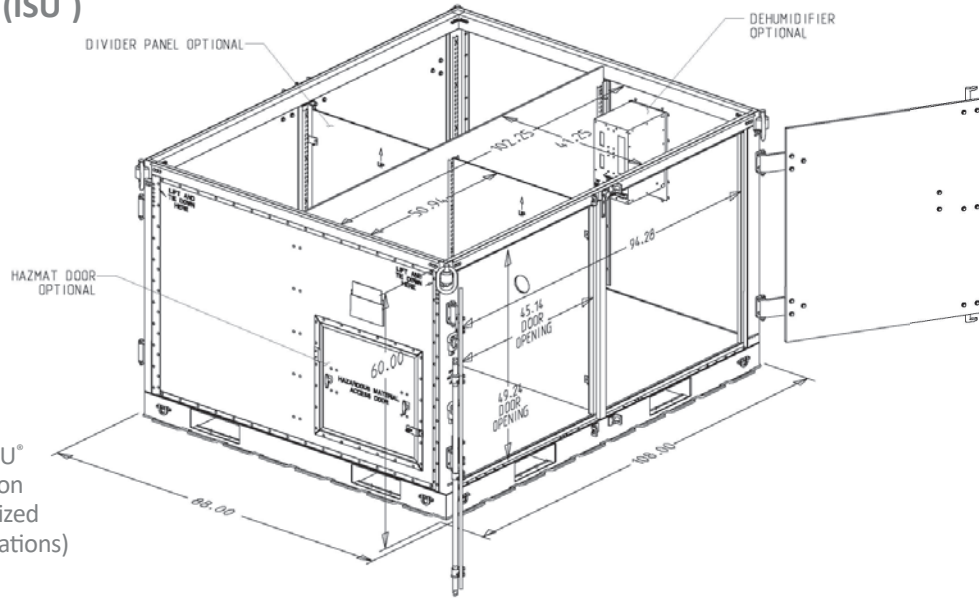
- Four doors, two tall doors on one 108" side, two short doors on other 108" side
- Two flip-up storage doors above short doors
- Two shelves under upper doors
- 8" Aisleway on 108" side allows troops to sit in seats on left side
- Four-way forkliftable
- Intermodal - transportable by air, land, sea or rail
- Stackable two-high when loaded with up to 10,000 lbs. or empty
- Compatible with standard military transport vehicles/equipment 2.5-ton and 5-ton - FMTV, LMTV, HEMTT, Flatrack, CROP, etc.
- Base pre-drilled for optional caster set
- Ready for use with low or high-speed mobility wheel set
- All aluminum extruded, mechanically fastened pallet base certified not to damage aircraft roller systems
- Winching rings located at every lower corner
- Retractable folding steps for easy roof access for sling hookup

ISU® 60 4-DOOR

Internal Airlift/ Helicopter Slingable
Container Unit (ISU®)



ISU® 60 4-DOOR



One example of an ISU®
container configuration
(ISU®s can be customized
to meet your specifications)

P/N	NSN	COLOR	GSA	DLA
*56103-000	8145-01-465-3629	GREEN	●	●
*56203-000	8145-01-465-4194	TAN	●	●
*56303-000	8145-01-465-4582	BLACK	●	●
*56603-000	8145-01-465-5054	WHITE	●	●
DIMENSIONS				
EXTERIOR	108"W X 88"L X 60"H			
INTERIOR	248 cu.ft.			
WEIGHT	PAYLOAD CAPACITY	MAXIMUM GROSS WEIGHT		
1,300 lbs.	10,000 lbs.	11,300 lbs.		



FEATURES

- Four doors, two on each 108" side
- Designed for helicopter usage
- Can store additional cargo on top with use of optional cargo nets
- Four-way forkliftable
- Intermodal - transportable by air, land, sea or rail
- Stackable two-high when loaded with up to 10,000 lbs. or empty
- Compatible with standard military transport vehicles/equipment 2.5-ton and 5-ton - FMTV, LMTV, HEMTT, Flatrack, CROP, etc.
- Base pre-drilled for optional caster set
- Ready for use with low or high-speed mobility wheel set
- All aluminum extruded, mechanically fastened pallet base certified not to damage aircraft roller systems
- Winching rings located at every lower corner
- Retractable folding steps for easy roof access for sling hookup



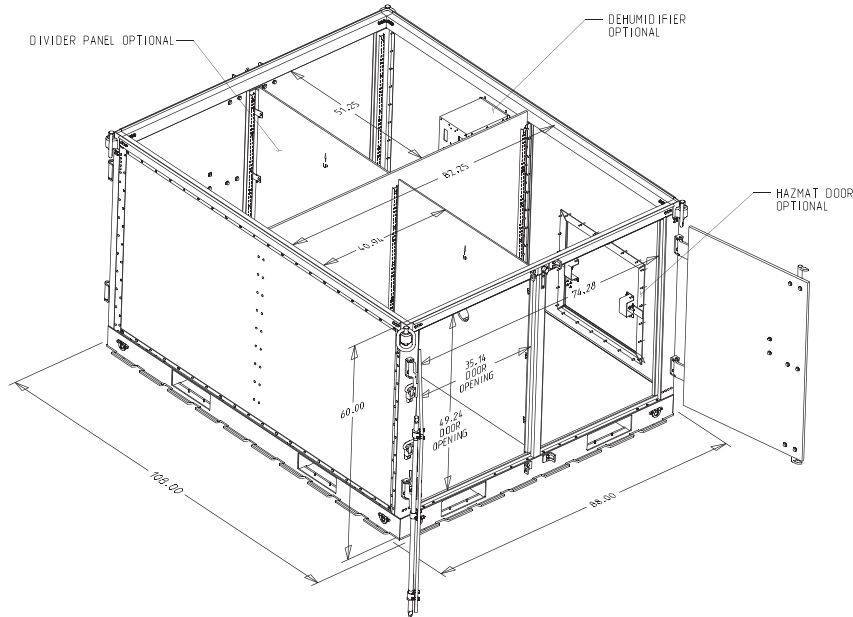
ISU® 60 shown with optional shelves and trays

- See Military Certifications starting on page 2.1.4
- See Optional Kits starting on page 2.5.1
- See Optional Accessories starting on page 2.6.1

For more information or for a single part number for a customized ISU® Container, call 800-355-2015

ISU® 60EO 4-DOOR

Internal Airlift/ Helicopter Slingable
Container Unit (ISU®)



One example of an ISU®
container configuration
(ISU's can be customized
to meet your specifications)

P/N	NSN	COLOR	GSA	DLA
*56109-000	8145-01-465-3677	GREEN	●	●
*56209-000	8145-01-465-4195	TAN	●	●
DIMENSIONS				
EXTERIOR	88"W X 108"L X 60"H			
INTERIOR	248 cu.ft.			
WEIGHT	PAYLOAD CAPACITY	MAXIMUM GROSS WEIGHT		
1,260 lbs.	10,000 lbs.	11,260 lbs.		



*Above part numbers are for containers only; no accessories



FEATURES

- Four doors, two on each 88" side
- Can store additional cargo on top with use of optional cargo nets
- Four-way forkliftable
- Intermodal - transportable by air, land, sea or rail
- Stackable two-high when loaded with up to 10,000 lbs. or empty
- Compatible with standard military transport vehicles/equipment 2.5-ton and 5-ton - FMTV, LMTV, HEMTT, Flatrack, CROP, etc.
- Base pre-drilled for optional caster set
- Ready for use with low or high-speed mobility wheel set
- All aluminum extruded, mechanically fastened pallet base certified not to damage aircraft roller systems
- Winching rings located at every lower corner
- Retractable folding steps for easy roof access for sling hookup

- See Military Certifications starting on page 2.1.4
- See Optional Kits starting on page 2.5.1
- See Optional Accessories starting on page 2.6.1

For more information or for a single part number for a customized ISU® Container, call 800-355-2015

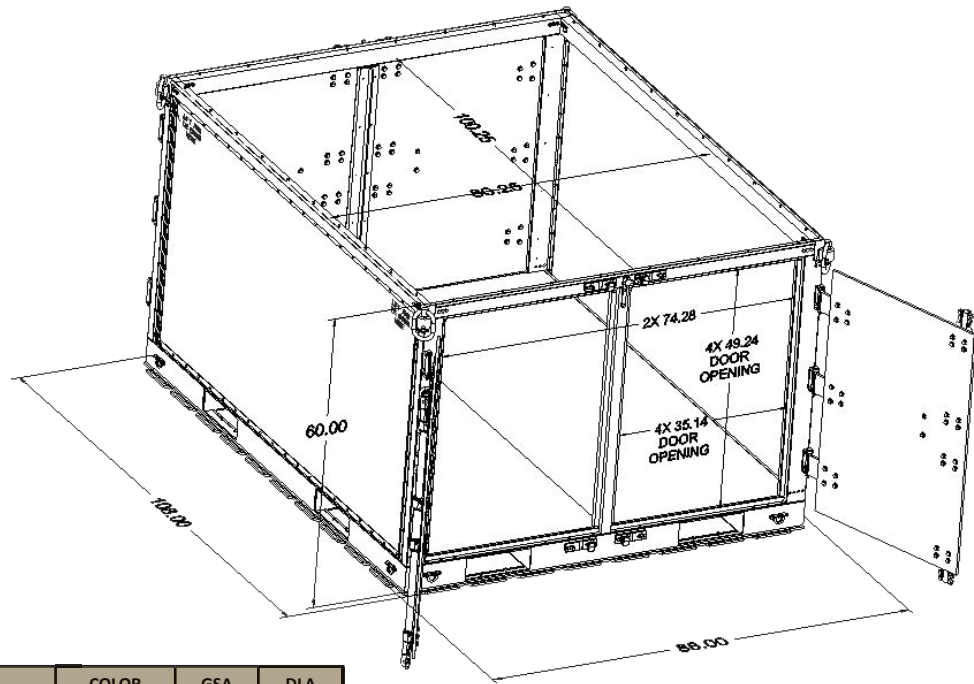
ISU® 60EO FC 4-DOOR

Internal Airlift/ Helicopter Slingable
Container Unit (ISU®)



ISU® 60EO FC 4-DOOR

One example of an ISU®
container configuration
(ISU's can be customized
to meet your specifications)



P/N	NSN	COLOR	GSA	DLA
*56122-000		GREEN		
*56222-000		TAN		
DIMENSIONS				
EXTERIOR	88"W X 108"L X 60"H			
INTERIOR	248 cu.ft.			
WEIGHT	PAYLOAD CAPACITY	MAXIMUM GROSS WEIGHT		
1,235 lbs.	10,000 lbs.	11,235 lbs.		

*Above part numbers are for containers only; no accessories



FEATURES

- Four doors, two on each 88" side
- Full cube has no center wall to allow for storage and transport of larger items
- Can store additional cargo on top with use of optional cargo nets
- Four-way forkliftable
- Intermodal - transportable by air, land, sea or rail
- Stackable two-high when loaded with up to 10,000 lbs. or empty
- Compatible with standard military transport vehicles/equipment 2.5-ton and 5-ton - FMTV, LMTV, HEMTT, Flatrack, CROP, etc.
- Base pre-drilled for optional caster set
- Ready for use with low or high-speed mobility wheel set
- All aluminum extruded, mechanically fastened pallet base certified not to damage aircraft roller systems
- Winching rings located at every lower corner
- Retractable folding steps for easy roof access for sling hookup

- See Military Certifications starting on page 2.1.4
- See Optional Kits starting on page 2.5.1
- See Optional Accessories starting on page 2.6.1

For more information or for a single part number for a customized ISU® Container, call 800-355-2015

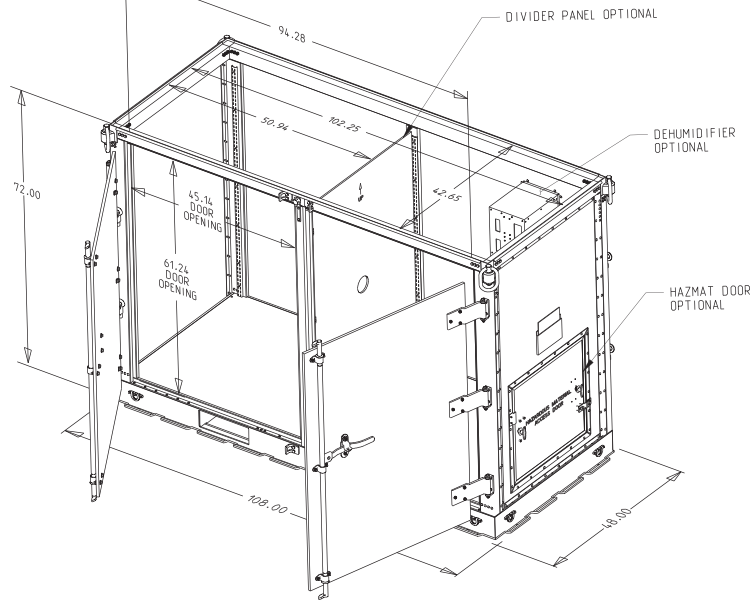
ISU® 72.5 2-DOOR

Internal Airlift/ Helicopter Slingable
Container Unit (ISU®)



ISU® 72.5 2-DOOR

One example of an ISU®
container configuration
(ISU®s can be customized
to meet your specifications)



P/N	NSN	COLOR	GSA	DLA
*56104-000	8145-01-316-3294	GREEN	●	●
*56204-000		TAN	●	
*56304-000		BLACK		
DIMENSIONS				
EXTERIOR	108"W X 48"L X 72"H			
INTERIOR	162 cu.ft.			
WEIGHT	PAYLOAD CAPACITY	MAXIMUM GROSS WEIGHT		
910 lbs.	5,000 lbs.	5,910 lbs.		



*Above part numbers are for containers only; no accessories



ISU® 72.5 shown painted in optional black

FEATURES

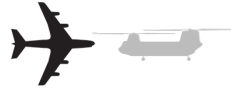
- Two doors, both on one 108" side
- Compatible with U.S. Air Force 48" center rail
- 2-way forkliftable
- Intermodal - transportable by air, land, sea or rail
- Stackable two-high when loaded up to 5,000 lbs. payload or empty
- Compatible with standard military transport vehicles/ equipment 2.5-ton and 5-ton - FMTV, LMTV, HEMTT, Flatrack, CROP, etc.
- Base pre-drilled for optional caster set
- Ready for use with low or high-speed mobility wheel set
- All aluminum extruded, mechanically fastened pallet base certified not to damage aircraft roller systems
- Winching rings located at every lower corner
- Retractable folding steps for easy roof access for sling hookup

- See Military Certifications starting on page 2.1.4
- See Optional Kits starting on page 2.5.1
- See Optional Accessories starting on page 2.6.1

For more information or for a single part number for a customized ISU® Container, call 800-355-2015

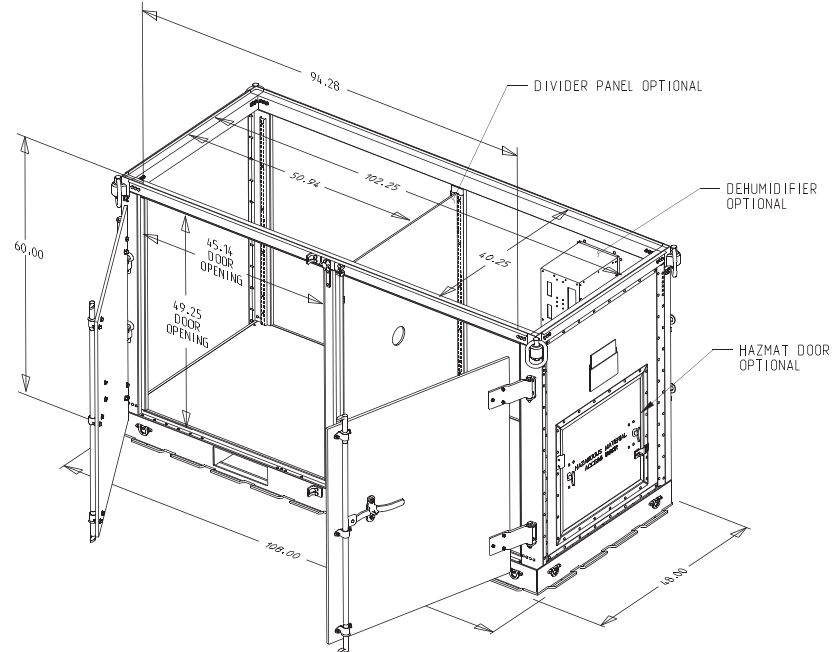
ISU® 60.5 2-DOOR

Internal Airlift/ Helicopter Slingable
Container Unit (ISU®)



ISU® 60.5 2-DOOR

One example of an ISU®
container configuration
(ISU®s can be customized
to meet your specifications)



P/N	NSN	COLOR	GSA	DLA
*56112-000	8145-01-316-3292	GREEN	●	
*56212-000		TAN	●	
*56312-000		BLACK	●	
DIMENSIONS				
EXTERIOR	108"W X 48"L X 60"H			
INTERIOR	132 cu.ft.			
WEIGHT	PAYLOAD CAPACITY	MAXIMUM GROSS WEIGHT		
835 lbs.	5,000 lbs.	5,835 lbs.		



*Above part numbers are for containers only; no accessories



ISU® 60.5 transported by helicopter sling

FEATURES

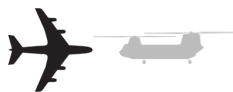
- Two doors, both on one 108" side
- Compatible with U.S. Air Force 48" Center Rail
- 2-way forkliftable
- Intermodal - transportable by air, land, sea or rail
- Stackable two-high when loaded up to 5,000 lbs. payload or empty
- Compatible with standard military transport vehicles/ equipment 2.5-ton and 5-ton - FMTV, LMTV, HEMTT, Flatrack, CROP, etc.
- Base pre-drilled for optional caster set
- All aluminum extruded, mechanically fastened pallet base certified not to damage aircraft roller systems
- Winching rings located at every lower corner
- Retractable folding steps for easy roof access for sling hookup

- See Military Certifications starting on page 2.1.4
- See Optional Kits starting on page 2.5.1
- See Optional Accessories starting on page 2.6.1

For more information or for a single part number for a customized ISU® Container, call 800-355-2015

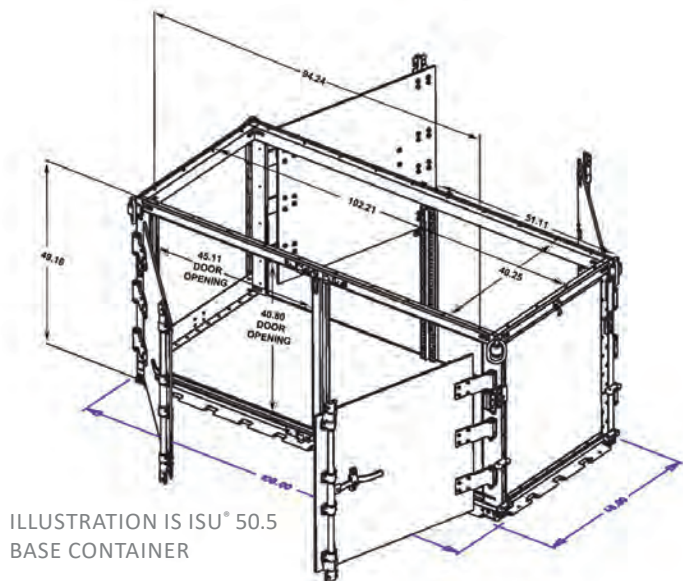
ISU® 50.5 4-DOOR WITH MOBILITY KIT

Internal Airlift/ Helicopter Slingable
Container Unit (ISU®)



FEATURES

- 4 Doors – 2 on each 108" side
- Casters, tow bar, and pintle come standard as part of mobility kit
- All aluminum extruded, mechanically fastened pallet base locks into cargo loading system of aircraft
- 4 retractable handles
- Winching rings located at every lower corner
- Intermodal – transportable by air, land, rail, and sea
- Compatible with standard military transport vehicles
- Stackable 2-High when loaded with up to 4,000 lbs.
- Center post can be quickly removed (without shelves installed) to enable loading of large items



P/N	DESCRIPTION	COLOR	GSA	DLA
56317-000	BASE CONTAINER	BLACK		
56317-913	WITH AVIONICS KIT	BLACK		
56317-914	WITH SECURITY KIT	BLACK		
DIMENSIONS				
EXTERIOR	108"W X 48"L X 50"H			
WEIGHT	PAYLOAD CAPACITY	MAXIMUM GROSS WEIGHT		
1,150 lbs.	4,000 lbs.	5,150 lbs.		




CONTAINER SHOWN ABOVE WITH AVIONICS KIT

AVIONICS KIT

- 4 Shelves*
- Multiple compartments
- Double lock rods for extra security
- Tie-down rings

CLOSEUP OF AIRLIFT RING
AND TOWBAR



CLOSEUP OF CASTERS



CLOSEUP OF PINTLE

*Check with your Sales Rep for more details on shelving options and other accessories



CONTAINER SHOWN ABOVE WITH SECURITY KIT

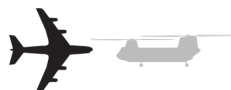
SECURITY KIT

- 1 standard removable shelf
- Fixed small shelf
- Removable hanger bars
- Multiple compartments
- 3 Drawer Stanley Vidmar cabinet

ISU® 50.5 4-DOOR WITH MOBILITY KIT

ISU® 90 LAUNDRY UNIT

Internal Airlift/ Helicopter Slingable
Container Unit (ISU®)



ISU® 90 LAUNDRY UNIT

FEATURES

- Four doors, two on each 108" side
- 208 VAC three phase electrical power unit
- 53 load capability or 1,034 lbs. in 24 hours
- 65 gallon electric water heater
- Auto shut off switch for low water in water heater
- Dryer vents and hose with screens to filter water sediment and prevent rodent intrusion
- Power cable
- Fluorescent lighting (one on each side)
- Foot valve for pond or stream water pickup
- Self-priming pump for use with a water bladder or used to increase the water pressure in the system
- Awning cover for each side when doors are opened

PERFORMANCE STANDARD

- Completely intermodal
- Certifiable for helicopter external lift
- Four-way forklift compatible with 10,000 lb. fork trucks (72" tines)
- Military and commercial airlift compatible
- Lightweight and durable
- Double doors open on both 108" sides
- Winching rings provided
- Four unitized washers/dryers are installed in an ISU® 90 four-door container

WASHER/DRYER SPECIFICATIONS

- 19.4 lb. per cycle maximum load
- Washer features three cycles, three wash/rinse temperatures, and three water levels
- Dryer has automatic dry control with four cycles - automatic regular, automatic permanent press, timed dry, and air fluff
- 36-minute cycle time for cotton, 29-minute cycle time for permanent press and knits (times vary with outside temperature and humidity)

REQUIREMENTS

- Includes 208 VAC three phase electrical
- Water services require 2" hose with cam coupler (not included)
- 2" drain with no hub connector
- Minimum generator set 30kW connection for optimal sewage ejection system



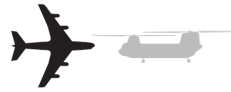
P/N	NSN	COLOR	GSA	DLA
56102-497	8145-01-472-7758	GREEN	●	●
56202-497		TAN	●	
DIMENSIONS				
EXTERIOR	108"W X 88"L X 91.35"H			
INTERIOR	399 cu.ft.			
WEIGHT	PAYLOAD CAPACITY	MAXIMUM GROSS WEIGHT		
3,200 lbs.	6,800 lbs.	10,000 lbs.		



Self-contained ISU® 90 Laundry Unit shown with optional High Speed Mobility Wheel Set (P/N 60340-002)

ISU® 90KCI DOG KENNEL

Internal Airlift/ Helicopter Slingable
Container Unit (ISU®)



ISU® 90KCI Dog Kennel shown with dog runs and matting in place

P/N	NSN	COLOR	GSA	DLA
56133-160	8145-01-490-3765	GREEN	●	
56233-160		TAN	●	
DIMENSIONS				
EXTERIOR	108"W X 88"L X 91.35"H			
INTERIOR	373 cu.ft.			
WEIGHT	PAYLOAD CAPACITY	MAXIMUM GROSS WEIGHT		
2,300 lbs.	9,240 lbs.	11,540 lbs.		



ISU® 90KCI Dog Kennel shown with 2 dog runs and matting in place

FEATURES

- Four doors, two tall doors on one 108" side, two short doors on other 108" side
- Two flip-up storage doors above short doors
- Four-way forkliftable
- The safest and most efficient way to transport and billet up to 3 security dogs in one pallet position (a Kennel Master's dream for Military Working Deployments)
- Dog doors installed on each kennel door
- Kennel access door with open bar gate for each animal
- Dog runs include fencing free of pinch points and sharp corners, fencing roof swings back to allow easy access, shields between runs, and sloped decking allowing for easy cleaning
- Storage quadrant for supplies along with eight additional shelves
- Two hazmat doors for equipment loading and inspection
- Dog doors are vertical 2-way swinging with locking capability installed on each kennel door
- Environmental Control System keeps dogs comfortable



ISU® 90KCI Dog Kennel shown stowed and ready for deployment

ISU® 90KCI DOG KENNEL

ISU® 90EO WEAPONS ROOM

Internal Airlift/ Helicopter Slingable
Container Unit (ISU®)



ISU® 90EO Weapons Room shown with gun racks

FEATURES

- One door on 88" side
- Door has dual lock rods
- All weapon racks are factory installed in the ISU® 90EO container.
- Door may be double padlocked (user provides)
- Each weapons rack can also be padlocked with easy access to each weapon when stored
- A factory installed dehumidifier is available (P/N 60398-008) and is recommended for weapons storage
- Designed without center wall to accommodate various weapons room configurations
- Weapons rooms are configurable to meet your requirements based on quantity and type of weapon (contact your regional sales representative; see contact info on page 8.1.1)
- See Weapons Room Kits starting on page 2.5.2

P/N	NSN	COLOR	GSA	DLA
*56121-XXX		GREEN		
*56221-XXX		TAN		
*56321-XXX		BLACK		
DIMENSIONS				
EXTERIOR	88"W X 108"L X 91.35"H			
INTERIOR	400 cu.ft.			
WEIGHT	PAYLOAD CAPACITY	MAXIMUM GROSS WEIGHT		
1,510 lbs.	5,000 lbs.	6,510 lbs.		

*Part numbers are determined once requirements are specified



Close-up view of
ISU® 90EO Weapons
Room




ISU® 90EO WEAPONS ROOM

ISU® 96ATV 4-DOOR



ISU® 96ATV 4-DOOR



ISU® 96ATV shown loaded with two small ATV's and two small trailers


FEATURES

- Four doors - two on each 108" side
- Designed for military squad requirement
- Room for two small ATV's*, two small trailers for hauling cargo, fuel, and equipment
- Optimized for maximum cargo flexibility
- Includes 72" support shelf and ATV ramp
- Shelf has 6-point shelf support
- All aluminum extruded, mechanically fastened pallet base - certified not to damage roller system
- Weather, dust and sand proof
- Four-way forkliftable with oversized forklift tubes (13.75" X 4.4")

P/N	NSN	COLOR	GSA	DLA
56179-000	8145-01-465-4180	GREEN	●	
56279-000	8145-01-465-4572	TAN	●	
DIMENSIONS				
EXTERIOR	108"W X 88"L X 96"H			
INTERIOR	418 cu.ft.			
WEIGHT	PAYLOAD CAPACITY	MAXIMUM GROSS WEIGHT		
2,180 lbs.	7,820 lbs.	10,000 lbs.		

6-POINT SHELF SUPPORT

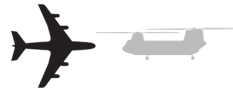
ATV RAMP
INCLUDED



ISU® 96ATV shown with two ATV's loaded

*Not all ATV's will fit in this container. Verify with your regional sales representative if your ATV(s) will fit appropriately. See contact info on page 8.1.1.

ISU® 65I ATV 4-DOOR



FEATURES

- Four doors - two on each 108" side
- Room for one small ATV,* one small trailer for hauling cargo, fuel, and equipment
- An additional 1,500 lbs. of cargo can be stored on top, covered by a standard 463L top net (not supplied)
- 6" aisleway meets C-130 safety of flight requirements
- Multiple HAZMAT doors for cargo inspection and access
- All aluminum extruded, mechanically fastened pallet base - certified not to damage roller system
- Weather, dust and sand proof
- Four-way forkliftable with oversized forklift tubes (13.75" X 4.4")



ISU® 65I ATV shown loaded with small ATV, equipment, and cargo on top secured with optional cargo nets

P/N	NSN	COLOR	GSA	DLA
56194-000	8145-01-511-3250	GREEN	●	
56294-000		TAN	●	
DIMENSIONS				
EXTERIOR	108"W X 88"L X 65"H			
INTERIOR	357 cu.ft.			
WEIGHT	PAYLOAD CAPACITY	MAXIMUM GROSS WEIGHT		
1,450 lbs.	8,550 lbs.	10,000 lbs.		



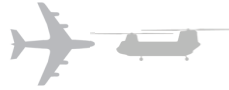
ISU® 65I ATV shown packed and ready to go

*Not all ATV's will fit in this container. Verify with your regional sales representative if your ATV will fit appropriately. See contact info on page 8.1.1.



ISU® 96RC REFRIGERATED

Internal Airlift/ Helicopter Slingable
Container Unit (ISU®)



ISU® 96RC REFRIGERATED

FEATURES

- One door on 88" side - door is 49.5" wide with 46.88" opening
- Air transport certifiable self-contained refrigerated container for storage of temperature sensitive and perishable items
- Diesel or electric refrigerated systems allows container to maintain temperature even while in transport
- Temperature range: -22° F to +86° F
- Temperature data recorder with dual thermal seals
- Operates on integral diesel refrigeration unit or 208/230-volt three phase power
- Construction: FRP skinned composite panels mounted on an aluminum pallet base
- Compatible with 463L cargo system
- Pallet base includes forklift pockets and 463L compatible cargo rails on all four sides
- Proven deployment-tough with military and peacekeeping forces worldwide
- Designed to meet FDA requirements
- Montreal Protocol approved refrigerants (R-404A)
- Interior light works with shore power
- Start/stop operation to maintain temperature and conserve fuel
- C-130 wheel well access aisle on 88" end
- Helo-sling lift and tie-down rings attached to four top corners of container
- Intermodal: air, helo, land, sea and rail




ISU® 96RC Diesel Refrigerated Insulated Container

P/N	NSN	COLOR	GSA	DLA
50148-001	8145-01-325-2243	GREEN	●	●
50148-006	8145-01-422-9084	TAN	●	●
50148-008	8145-01-422-9080	WHITE	●	●
DIMENSIONS				
EXTERIOR	88"W X 108"L X 97"H			
INTERIOR	260 cu.ft.			
WEIGHT	PAYLOAD CAPACITY	MAXIMUM GROSS WEIGHT		
3,250 lbs.	6,750 lbs.	10,000 lbs.		



Side view of ISU® 96RC Diesel Refrigerated Insulated Container



ADR 300

Internal Airlift/ Helicopter Slingable Container Unit (ISU®)



ADR 300

FEATURES

- One door on 88" side
- Maintains interior temperatures as low as 0° F in an outside ambient temperature of 125° F
- Refrigeration Unit (RU) mounted in one 108" side wall panel and includes power entry and control components
- Interior racks with five removable/adjustable shelves on each side wall
- Container Heat Leak conductance value is 20 BTU/hr/°F
- Operates on 230 Volt 3 Phase 60 Hz (can be manufactured to 380 Volt 3 Wye 50 Hz for Europe)
- Montreal Protocol approved refrigerant (R-404A)
- Construction: FRP skinned composite panels mounted on an aluminum pallet base
- Lever activated container door escape lock
- Tread pattern floor with drain to reduce slipping and improve traction
- Door end of ADR includes 36" X 67" door supported by four hinges on right side
 - Lever-activated door lock
 - Secured with two rotating hook and handle assemblies
 - Drip-edge deflects water run-off from the open door
 - Pilot light mounted above the door indicates when interior light is on
- Interior lit by single light fixture above door controlled by switch mounted above door next to light fixture
- Compatible with 463L cargo system
- Pallet base includes forklift pockets and removable 463L compatible cargo rails on all four sides
- Helo-sling lift and tie-down rings attached to four top corners of container
- C-130 wheel well access aisle on 88" end
- Tie-down provisions passed MIL-STD-209J requirements
- Intermodal: air, helo, land, sea and rail



Advanced Design Refrigerator (ADR)

P/N	NSN	COLOR	GSA	DLA
56149-000	4110-01-465-4158	GREEN	●	
56249-000	4110-01-465-4564	TAN	●	
DIMENSIONS				
EXTERIOR	88"W X 108"L X 96"H with airlift rails			
	84.8"W X 104.5"L X 96"H without airlift rails			
INTERIOR	75"W X 80"L X 81"H			
	281 cu.ft.			
WEIGHT	PAYLOAD CAPACITY	MAXIMUM GROSS WEIGHT		
3,285 lbs.	6,715 lbs.	10,000 lbs.		

Spare Refrigeration Units (Refrigeration Unit Only)

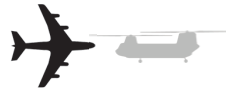
P/N	NSN	COLOR	GSA	DLA
50148-126	4110-01-465-4158	GREEN	●	
50148-127		TAN	●	



Interior view showing shelves

ISU® 90I HSC

Internal Airlift/ Helicopter Slingable
Container Unit (ISU®)



FEATURES

- One door on 88" side
- NIJ 0108.00 Level IIIA Ballistic protection
- Armor plate exterior, forced entry resistant
- Single outside armor plate door with high security hasp and padlock
- Steel interior dutch door with pass through for issue of weapons or secured items
- Nominal 36" X 84" main and dutch doors
- Two 30" fluorescent light fixtures, three bulbs each
- Power distribution system
- 240 VAC single phase power unit
- Interior mounted load center with 4 branch circuits
- Surge protection on service entrance
- Interior duplex outlets
- Dehumidification system to control humidity
- Security alarm system
- Interior tie-down rings
- 4-way forkliftable with standard 10,000 lb. fork trucks with 72" tines
- Air transportable within fixed wing aircraft
- Sea transportable with MIL-VAN, flatracks or gondola



ISU® 90I High Security Container (HSC) - armor plated, air-transportable workstation and weapons room container unit

P/N	NSN	COLOR	GSA	DLA
56190-000	8145-01-500-3147	GREEN w/alarm	•	•
56290-000	8145-01-500-3150	TAN w/alarm	•	•
DIMENSIONS				
EXTERIOR	88"W X 108"L X 93.67"H			
INTERIOR	79.25"W X 99"L X 85"H			
WEIGHT	PAYLOAD CAPACITY	MAXIMUM GROSS WEIGHT		
6,035 lbs.	5,965 lbs.	12,000 lbs.		

ALARM SYSTEM

- Passive infrared motion detector
- Door alarm switch
- Trembler sensor
- External tamper proof alarm warning horn, 100 plus dB
- Smoke detector
- Battery back up, with user friendly control panel

See Weapons Room Kits for ISU-90 HSC starting on page 2.5.1




Optional weapons racks



HSC with dehumidifier

ISU® 90I HIGH SECURITY CONTAINER

Expandable Internal Airlift/ Helicopter Slingable Container Unit (ISU®)



EISU shown with one personnel door and in stowed position and ready for shipment

PART #	INCLUDES	COLOR	GSA	DLA
56140-000	Two Soft Canvas Doors & Center Divider	GREEN	●	●
56240-000		TAN	●	●
56141-000	Two Soft Canvas Doors & One Personnel Door	GREEN	●	●
56241-000		TAN	●	●
56142-000	Two Soft Canvas Doors & Two Personnel Doors	GREEN	●	●
56242-000		TAN	●	●
56241-714	EISU 90EO 1 Door w/Kit 714 - Bear Kitchen NSN: 8145-01-525-1991	TAN	●	●
DIMENSIONS				
EXTERIOR STOWED		88"W X 108"L X 91.47"H		
EXTERIOR DEPLOYED		245.20"W X 108"L X 91.47"H		
INTERIOR STOWED		399 cu.ft.		
INTERIOR DEPLOYED		Ceiling Height: min. 72.5", max 85", Floor: 159 sq.ft.		
P/N	TARE WEIGHT	PAYLOAD	MAXIMUM GROSS WEIGHT	
56X40	2,500 lbs.	7,500 lbs.	10,000 lbs.	
56X41	2,500 lbs.	7,500 lbs.	10,000 lbs.	
56X42	2,500 lbs.	7,500 lbs.	10,000 lbs.	
56241-714	2,500 lbs.	7,500 lbs.	10,000 lbs.	

The EISU is a 3-in-1 expandable version of the ISU® 90 Container. It occupies one pallet position (88" X 108") when stowed. When fully expanded, it offers 159 square feet of enclosed workspace. The wing walls of the closed container fold down to serve as floors in the deployed mode. The side "rooms" are enclosed within durable fabric walls and ceiling, which are supported by simple struts. Using two personnel, the container can be deployed in less than 15 minutes.

FEATURES

- Designed for internal air transport and helicopter sling lift
- Integral 463L air cargo pallet base - loads directly into aircraft cargo restraint system, as do all of AAR's ISU® containers
- Four-way forkliftable
- Two electrical shore-power hook up and interior 4-gang 120V receptacles
- Non-insulated fabric walls
- Two scissor-jacks on each side for wing-wall support

APPLICATIONS

- Parts Storage and Distribution, ASLs
- Temporary Warehouses
- Maintenance and Repair Functions
- Mobile Space for Administrative, Security, and Communications Functions
- Ablution Units
- Kitchens



EISU shown with two soft canvas doors in deployed position



EISU 90EO 1-Door shown deployed with Kit 714 (Bear Kitchen)

EISU ABLUTION CONTAINERS

Expandable ISU® Shower, Latrine, and Combo Containers



EISU
Showers



EISU
Latrines



EISU
Combo

STANDARD FEATURES	EISU SHOWER UNIT		EISU LATRINE UNIT		EISU COMBO UNIT	
COLOR (also in camo)	GREEN	TAN	GREEN	TAN	GREEN	TAN
PART NUMBER	56140-731*	56240-731*	56140-732*	56240-732*	61204-0001	61204-0002
EXTERIOR DIMENSIONS STOWED	88"W X 108"L X 91.47"H		88"W X 108"L X 91.47"H		88"W X 108"L X 91.47"H	
EXTERIOR DIMENSIONS DEPLOYED	245.20"W X 108"L X 91.47"H		245.20"W X 108"L X 91.47"H		245.20"W X 108"L X 91.47"H	
INTERIOR CEILING HEIGHT	71" min; 84"max		71" min; 84"max		71" min; 84"max	
WEIGHT	3,200 lbs.		3,015 lbs.		3,155 lbs.	
PAYLOAD	6,800 lbs.		6,985 lbs.		6,845 lbs.	
MAX GROSS WEIGHT	10,000 lbs.		10,000 lbs.		10,000 lbs.	
SHOWERS	QTY 6 (3 per side)		NA		QTY 3 (on one side)	
SINKS	QTY 4 (2 per side)		QTY 2 (1 per side)		QTY 3 (2 one side, 1 other)	
TOILETS	NA		QTY 6 (3 per side)		QTY 3 (on other side)	
HOT WATER HEATER	65001-0001	65001-0002	65001-0001	65001-0002	65001-0001	65001-0002
HOT WATER CONNECTING HOSE-10 FT.	94213-0120 • QTY 2		94213-0120 • QTY 2		94213-0120 • QTY 2	
FRESH WATER PUMP	65002-0001	65002-0002	65002-0001	65002-0002	65002-0001	65002-0002
1.25" FRESH WATER CONNECTION HOSE-20 FT.	94203-0240		94203-0240		94203-0240	
.75" FRESH WATER CONNECTION HOSE-20 FT.	94201-0240/94203-0240		94201-0240/94203-0240		94201-0240/94203-0240	
GRAY WATER WASTE PUMP	65012-0001	65012-0002				
1.5" GRAY WATER CONNECTION HOSE-20 FT.	94206-0240				94206-0240	
2" GRAY WATER CONNECTION HOSE-20 FT.	94207-0240					
BLACK WATER WASTE PUMP			65004-0001	65004-0004	65004-0001	65004-0004
2" BLACK WATER CONNECTION HOSE-20 FT.			94210-0240		94210-0240	
3" BLACK WATER CONNECTION HOSE-5 FT.			94212-0240		94212-0060	
FRESH WATER BLADDER	94310-0001		94310-0001		94310-0001	
GRAY WATER BLADDER	94320-0001				94320-0001	
BLACK WATER BLADDER			94330-0001		94330-0001	
ELECTRICAL 110-120VAC/ 60Hz/30A/Single Phase/ 2.7kW/GFI Circuit Breakers	●		●		●	
FLOOR LEVELING JACKS	58200-237 • (QTY 4)		58200-237 • (QTY 4)		58200-237 • (QTY 4)	
GROUND ROD KIT	60219-052		60219-052		60219-052	
30 FT. INPUT POWER CABLE	At Shelter 30-Amp Water Tight Connector; At Supply Pigtail (no cable connector one end)		At Shelter 30-Amp Water Tight Connector; At Supply Pigtail (no cable connector one end)		At Shelter 30-Amp Water Tight Connector; At Supply Pigtail (no cable connector one end)	

*Items on GSA or DLA

EISU ABLUTION CONTAINERS

Expandable ISU® Shower, Latrine, and Combo Containers


EISU ABLUTION CONTAINERS

OPTIONAL ACCESSORIES	EISU SHOWER UNIT		EISU LATRINE UNIT		EISU COMBO UNIT	
GRAY WATER CONNECTING HOSES	1.5"	2.0"			1.5"	2.0"
5 FT.	94206-0060	94207-0060			94206-0060	94207-0060
10 FT.	94206-0120	94207-0120			94206-0120	94207-0120
20 FT.	94206-0240	94207-0240			94206-0240	94207-0240
30 FT.	94206-0360	94207-0360			94206-0360	94207-0360
50 FT.	94206-0600	94207-0600			94206-0600	94207-0600
FRESH WATER CONNECTING HOSES	1.25"	2.0"	1.25"	2.0"	1.25"	2.0"
5 FT.	94203-0060	94205-0060	94203-0060	94205-0060	94203-0060	94205-0060
10 FT.	94203-0120	94205-0120	94203-0120	94205-0120	94203-0120	94205-0120
20 FT.	94203-0240	94205-0240	94203-0240	94205-0240	94203-0240	94205-0240
30 FT.	94203-0360	94205-0360	94203-0360	94205-0360	94203-0360	94205-0360
50 FT.	94203-0600	94205-0600	94203-0600	94205-0600	94203-0600	94205-0600
BLACK WATER CONNECTING HOSES			2.0"	3.0"	2.0"	3.0"
5 FT.			94210-0060	94212-0060	94210-0060	94212-0060
10 FT.			94210-0120	94212-0120	94210-0120	94212-0120
20 FT.			94210-0240	94212-0240	94210-0240	94212-0240
30 FT.			94210-0360	94212-0360	94210-0360	94212-0360
50 FT.			94210-0600	94212-0600	94210-0600	94212-0600
HOT WATER CONNECTING HOSES	0.75"		0.75"		0.75"	
5 FT.	94213-0060		94213-0060		94213-0060	
10 FT.	94213-0120		94213-0120		94213-0120	
20 FT.	94213-0240		94213-0240		94213-0240	
30 FT.	94213-0360		94213-0360		94213-0360	
50 FT.	94213-0600		94213-0600		94213-0600	
WATER HEATER CONNECTING HOSE W/TEE	94217-0060		94217-0060		94217-0060	
EXTRA CABLE LENGTH	Up to 100 ft.		Up to 100 ft.		Up to 100 ft.	
INPUT POWER CABLE CONNECTOR	Types L5-30, 5-30		Types L5-30, 5-30		Types L5-30, 5-30	



EISU WORKSHOP

Expandable ISU® Workshop



EISU WORKSHOP

STANDARD FEATURES	EISU WORKSHOP UNIT		
COLOR	GREEN	TAN	CAMO
PART NUMBER	56140-733*	56240-733*	61206-0003
EXTERIOR DIMENSIONS STOWED	88"W X 108"L X 91.47"H		
EXTERIOR DIMENSIONS DEPLOYED	245.20"W X 108"L X 91.47"H		
INTERIOR CEILING HEIGHT	71" min; 84" max		
WEIGHT	4,600 lbs.		
PAYLOAD CAPACITY	5,300 lbs.		
MAXIMUM GROSS WEIGHT	10,000 lbs.		
ELECTRICAL	110-120VAC/60Hz/60A • Single Phase 120/208 GFI Circuit Breakers for externally powered devices		
10-DRAWER FULL HEIGHT STORAGE CABINET	89050-0014 QTY 1 EA • 89050-0015 QTY 1 EA		
4-DRAWER BENCH HEIGHT STORAGE CABINET	89050-0013 • QTY 2		
UNDER BENCH DRAWER	84070-0623		
CHAIR	84070-0691		
INTERNAL 100-PSI COMPRESSED 1/4" AIR QUICK DISCONNECT FITTINGS - MOUNTED	QTY 5		
EXTERNAL 100-PSI COMPRESSED 1/4" AIR QUICK DISCONNECT FITTINGS - MOUNTED	QTY 2		
CHEMICAL STORAGE CABINET	84070-0633		
15-GAL/5-CMF @100-PSI AIR COMPRESSOR	89020-0010		
12" FANS (2200/1500 CFM)	QTY 2 (1 each side)		
WOOD WORKBENCH TOP	61206-7001		
5.5kW GENERATOR - DIESEL/JP8	83100-0282		
WISE	84070-0690		
EXTERNAL 20-AMP RECEPTACLES (5-20 R)	QTY 4		
FOLD DOWN FLOOR LEVELING JACKS	58200-237 • QTY 4		
WING LIGHTS	QTY 2		
ROUGH DUTY WORK LIGHTS	QTY 2		
GROUND ROD KIT	60219-052		
30 FT. 60 AMP SHORE POWER CABLE	MIL-STD Receptacle on one end and Pigtail on other end		
10 FT. 60 AMP SLAVE CABLE	MIL-STD equivalent Receptacle on one end, MIL-STD equivalent Plug on other end		

*Items on GSA and DLA

ISU® CONTAINER KITS

STEP 2: Pick Your Kit

Below are some of our most popular kits. There are over 800 kit configurations available. See kit descriptions on the next several pages.

• indicates kit is suitable for particular part number

Kit Type	Kit No.	56x02	56x03	56x04	56x06	56x12	56x15	56x16	56x18	56x20	56x21	56x29	56x33	56x36	56x45	56x50	56x66	56x67	56x75	56x76	56x80	56x88	56x90
Weapons Rooms	027										•			•									
	038										•			•									
	052										•			•									
	648										•			•									
	661										•			•									
	686										•			•									
	692										•			•									
	693										•			•									
	738										•			•									
	750																						•
	751																						•
	752										•			•									
	785																						•
	786										•			•									
	787										•			•									
Storage Solutions - Shelves, Dividers, and Cabinets	165	•																					
	178	•																					
	182	•																					
	187	•																					
	189	•																					
	193	•																					
	220	•																					
	230	•																					
	234	•																					
	242	•																					
	291	•																					
	331	•																					
	391							•															
	392							•															
	490	•																					
	496	•																					
	510	•																					
	528	•																					
	554																					•	
	560																					•	
	575																				•		
	576																					•	
	577																					•	
	584	•																					
	588		•							•						•							
	592	•																					
	593							•															
	594											•											
	595							•															
	607		•																				
	610									•													
	611									•													
	628																				•		
	662														•								
	665																				•		
	666																				•		
	699	•																					
	726	•																					
	730												•										
	845			•																			
Miscellaneous	026							•															
	032	•	•	•		•		•		•	•	•	•		•	•	•	•	•	•		•	
	050	•	•				•	•		•			•			•							
	150	•						•			•					•							
	393							•															
	578							•			•												
	641				•																		
	663							•															
	727	•																					
	756													•									
	771			•																			
	781								•														

ISU® CONTAINER KITS

WEAPONS ROOMS

STEP 2: Pick Your Kit

Some of our most popular kit offerings. There are over 800 kit configurations available to choose from.

KIT #	ITEMS	DESCRIPTION	QTY	CONTAINER	DESCRIPTION	GSA	DLA
027	60042-001	GUN RACK, M-16 (7-GUN)	36	56121-027 8145-01-508-8894	ISU-90EO 1D GREEN	●	●
	60042-002	GUN RACK, M-16 (6-GUN)	8		ISU-90EO 1D TAN		
	60123-001	CENTER FRAME SUPPORT ASSEMBLY	1	56221-027		●	
	60123-002	SIDE FRAME SUPPORT ASSEMBLY	6				
038	60042-001	GUN RACK, M-16 (7-GUN)	32	56121-038	ISU-90EO 1D GREEN		
	60042-002	GUN RACK, M-16 (6-GUN)	8	56221-038	ISU-90EO 1D TAN		
	60050-001	GUN RACK, M-60 (3-GUN)	2				
	60123-001	CENTER FRAME SUPPORT ASSEMBLY	1				
	60123-002	SIDE FRAME SUPPORT ASSEMBLY	6				
	50423-001	CASE, 9MM (18 PISTOLS/54 CLIPS)	2				
	86060-001	TIE-DOWN W/ RATCHET BUCKLE	4				
052	60042-002	GUN RACK, M-16 (6-GUN)	8	56121-052	ISU-90EO 1D GREEN	●	
	60042-001	GUN RACK, M-16 (7-GUN)	36	56221-052	ISU-90EO 1D TAN	●	
	60123-001	CENTER FRAME SUPPORT ASSEMBLY	1	56321-052	ISU-90EO 1D BLACK	●	
	60123-002	SIDE FRAME SUPPORT ASSEMBLY	6				
	86001-001	ASSEMBLY RING PALLET CARGO	16				
648	60128-001	GUN RACK, M-2 50 CALIBER (1-GUN)	4	56121-648	ISU-90EO 1D GREEN	●	
	60042-003	GUN RACK, M-4 (7-GUN)	22	56221-648	ISU-90EO 1D TAN	●	
	60073-001	GUN RACK, M249 (4-GUN)	3				
	60135-001	GUN RACK, MK-19 (4-GUN)	1				
	60123-001	CENTER FRAME SUPPORT ASSEMBLY	1				
	60123-002	SIDE FRAME SUPPORT ASSEMBLY	6				
	60398-008	DEHUMIDIFIER FACTORY INSTALLED	1				
661	60042-001	GUN RACK, M-16 (7-GUN)	20	56121-661	ISU-90EO 1D GREEN	●	●
	60042-002	GUN RACK, M-16 (6-GUN)	2	56221-661	ISU-90EO 1D TAN		
	60073-001	GUN RACK, M249 (4-GUN)	6			●	
	60135-001	GUN RACK, MK-19 (4-GUN)	1				
	60123-001	CENTER FRAME SUPPORT ASSEMBLY	1				
	60123-002	SIDE FRAME SUPPORT ASSEMBLY	6				
686	60042-003	GUN RACK, M-4 (7-GUN)	30	56121-686 8145-01-513-8670	ISU-90EO 1D GREEN	●	●
	60042-007	GUN RACK, M240 (3-GUN)	4		ISU-90EO 1D TAN	●	
	50423-001	CASE, 9MM (18 PISTOLS/54 CLIPS)	5	56221-686			
	60398-008	DEHUMIDIFIER FACTORY INSTALLED	1				
	60123-001	CENTER FRAME SUPPORT ASSEMBLY	1				
	60123-002	SIDE FRAME SUPPORT ASSEMBLY	5				
692	60042-001	GUN RACK, M-16 (7-GUN)	14	56121-692	ISU-90EO 1D GREEN		
	60042-002	GUN RACK, M-16 (6-GUN)	1				
	60128-001	GUN RACK, M-2 50 CALIBER (1-GUN)	2				
	60042-007	GUN RACK, M240 (3-GUN)	2				
	60135-001	GUN RACK, MK-19 (4-GUN)	1				
	50423-001	CASE, 9MM (18 PISTOLS/54 CLIPS)	2				
	60123-001	CENTER FRAME SUPPORT ASSEMBLY	1				
	60123-002	SIDE FRAME SUPPORT ASSEMBLY	4				
	60398-008	DEHUMIDIFIER FACTORY INSTALLED	1				
	50423-010	CASE, REMINGTON 870 (4-GUN)	3				

ISU® CONTAINER KITS

WEAPONS ROOMS

STEP 2: Pick Your Kit

Some of our most popular kit offerings. There are over 800 kit configurations available to choose from.

KIT #	ITEMS	DESCRIPTION	QTY	CONTAINER	DESCRIPTION	GSA	DLA
693	50423-001	CASE, 9MM (18 PISTOLS/54 CLIPS)	3	56121-693	ISU-90EO 1D GREEN		
	60042-001	GUN RACK, M-16 (7-GUN)	8				
	60128-001	GUN RACK, M-2 50 CALIBER (1-GUN)	12				
	60135-001	GUN RACK, MK-19 (4-GUN)	1				
	50423-010	CASE, REMINGTON 870 (4-GUN)	3				
	60042-007	GUN RACK, M240 (3-GUN)	4				
	60123-001	CENTER FRAME SUPPORT ASSEMBLY	1				
	60123-002	SIDE FRAME SUPPORT ASSEMBLY	4				
	60398-008	DEHUMIDIFIER FACTORY INSTALLED	1				
738	50423-001	CASE, 9MM (18 PISTOLS/54 CLIPS)	3	56121-738	ISU-90EO 1D GREEN		
	50423-010	CASE, REMINGTON 870 (4-GUN)	3				
	60042-001	GUN RACK, M-16 (7-GUN)	8				
	60042-007	GUN RACK, M240 (3-GUN)	4				
	60123-001	CENTER FRAME SUPPORT ASSEMBLY	1				
	60123-002	SIDE FRAME SUPPORT ASSEMBLY	4				
	60128-001	GUN RACK, M-2 50 CALIBER (1-GUN)	12				
	60135-001	GUN RACK, MK-19 (4-GUN)	1				
	60398-008	DEHUMIDIFIER FACTORY INSTALLED	1				
	86001-001	ASSEMBLY RING PALLET CARGO	12				
750	60042-001	GUN RACK, M-16 (7-GUN)	13	56X90-750	ISU-901 HSC		
	60073-001	GUN RACK, M249 (4-GUN)	4				
	60128-001	GUN RACK, M-2 50 CALIBER (1-GUN)	1				
	60135-001	GUN RACK, MK-19 (4-GUN)	1				
	60123-004	FRAME SUPPORT ASSY HSC W/O ALARM	1				
751	60042-001	GUN RACK, M-16 (7-GUN)	20	56X90-751	ISU-901 HSC		
	50423-001	CASE, 9MM (18 PISTOLS/54 CLIPS)	7				
	60123-004	FRAME SUPPORT ASSY HSC W/O ALARM	1				
752	60128-001	GUN RACK, M-2 (1 GUN)	12	56X21-752	ISU-90EO 1D	●	
	60123-002	FRAME SUPPORT ASSEMBLY, SIDE	7	56X36-752	ISU-90EO 2D		
	60123-001	FRAME SUPPORT ASSEMBLY, MIDDLE	1				
	60073-001	GUN RACK M249 (4 GUN)	7				
	60042-003	RACK ASSEMBLY M4 (7 GUN)	2				
	60042-001	GUN RACK ASSEMBLY M16 (7 GUN)	14				
	50423-001	9 MM CASE 18 PISTOL, 54 CLIP	3				
	86001-001	RING, CARGO PALLET (6-E)	12				
	60398-008	DEHUMIDIFIER INSTALLATION	1				
	785	60123-004	FRAME SUPPORT ASSY HSC W/O ALARM	1	56X90-785	ISU-901 HSC	
785	60042-001	GUN RACK, M-16 (7-GUN)	4				
	80068-001	GUN RACK, 9MM TUFLOC 72210	6				
	80068-002	POCKET 9MM TUFLOC 71-114	72				

ISU® CONTAINER KITS

WEAPONS ROOMS

STEP 2: Pick Your Kit

Some of our most popular kit offerings. There are over 800 kit configurations available to choose from.

786	60042-003	GUN RACK, M-4 (7-GUN)	8	56121-786	ISU-90EO 1D GREEN		
	60135-001	GUN RACK, MK-19 (4-GUN)	2				
	80068-001	GUN RACK, 9MM TUFLOC 72210	5				
	80068-002	POCKET 9MM TUFLOC 71-114	60				
	60123-001	CENTER FRAME SUPPORT ASSEMBLY	1				
	60123-002	SIDE FRAME SUPPORT ASSEMBLY	6				
787	60042-007	GUN RACK, M240 (3-GUN)	8	56121-787	ISU-90EO 1D GREEN		
	60123-001	CENTER FRAME SUPPORT ASSEMBLY	1				
	60123-002	SIDE FRAME SUPPORT ASSEMBLY	4				
	60128-001	GUN RACK, M-2 50 CALIBER (1-GUN)	11				

SHELVES, DIVIDERS & CABINETS

KIT #	ITEMS	DESCRIPTION	QTY	CONTAINER	DESCRIPTION	GSA	DLA
165	50002-117	SHELF ASSEMBLY 38.50 X 50.06	8	56102-165 8145-01-467-3210	ISU-90 4D GREEN	●	●
	50002-145	DIVIDER PANEL ASSEMBLY 38.38 X 80	2	56202-165 8145-01-467-4049	ISU-90 4D TAN	●	●
178	50002-117	SHELF ASSEMBLY 38.50 X 50.06	20	56102-178	ISU-90 4D GREEN	●	
	50002-145	DIVIDER PANEL ASSEMBLY 38.38 X 80	2	56202-178	ISU-90 4D TAN	●	
182	50002-117	SHELF ASSEMBLY 38.50 X 50.06	16	56102-182 8145-01-482-0227	ISU-90 4D GREEN	●	●
	50002-145	DIVIDER PANEL ASSEMBLY 38.38 X 80	2	56202-182	ISU-90 4D TAN	●	
187	50002-117	SHELF ASSEMBLY 38.50 X 50.06	20	56102-187 8145-01-467-4097	ISU-90 4D GREEN	●	●
	50002-145	DIVIDER PANEL ASSEMBLY 38.38 X 80	2	56202-187 8145-01-467-4051	ISU-90 4D TAN	●	●
	50069-001	8" TRAY W/1 FULL LENGTH PARTITION & 8 HALF WIDTH DIVIDERS	24				
	50070-001	5" TRAY W/1 FULL LENGTH PARTITION & 8 HALF WIDTH DIVIDERS	30				
	50070-202	HALF WIDTH DIVIDER - 5"	250				
	60398-008	DEHUMIDIFIER FACTORY INSTALLED	1				
189	50002-117	SHELF ASSEMBLY 38.50 X 50.06	20	56102-189 8145-01-467-4101	ISU-90 4D GREEN	●	●
	50002-145	DIVIDER PANEL ASSEMBLY 38.38 X 80	2	56202-189 8145-01-467-4066	ISU-90 4D TAN	●	●
	50069-001	8" TRAY W/1 FULL LENGTH PARTITION & 8 HALF WIDTH DIVIDERS	6				
	50070-001	5" TRAY W/1 FULL LENGTH PARTITION & 8 HALF WIDTH DIVIDERS	12				
193	50002-117	SHELF ASSEMBLY 38.50 X 50.06	20	56102-193 8145-01-467-4104	ISU-90 4D GREEN	●	●
	50002-145	DIVIDER PANEL ASSEMBLY 38.38 X 80	2	56202-193 8145-01-467-4062	ISU-90 4D TAN	●	●
	50069-001	8" TRAY W/1 FULL LENGTH PARTITION & 8 HALF WIDTH DIVIDERS	18				
	50070-001	5" TRAY W/1 FULL LENGTH PARTITION & 8 HALF WIDTH DIVIDERS	21				
	50070-202	HALF WIDTH DIVIDER - 5"	150				

ISU® CONTAINER KITS

SHELVES, DIVIDERS & CABINETS

STEP 2: Pick Your Kit

Some of our most popular kit offerings. There are over 800 kit configurations available to choose from.

KIT #	ITEMS	DESCRIPTION	QTY	CONTAINER	DESCRIPTION	GSA	DLA
220	50002-117	SHELF ASSEMBLY 38.50 X 50.06	16	56102-220 8145-01-467-4107	ISU-90 4D GREEN	●	●
	50002-145	DIVIDER PANEL ASSEMBLY 38.38 X 80	2	56202-220 8145-01-467-4064	ISU-90 4D TAN	●	●
	50069-001	8" TRAY W/1 FULL LENGTH PARTITION & 8 HALF WIDTH DIVIDERS	3				
	50070-001	5" TRAY W/1 FULL LENGTH PARTITION & 8 HALF WIDTH DIVIDERS	3				
230	50002-117	SHELF ASSEMBLY 38.50 X 50.06	18	56102-230 8145-01-467-4125	ISU-90 4D GREEN	●	●
	50002-145	DIVIDER PANEL ASSEMBLY 38.38 X 80	2	56202-230 8145-01-467-4132	ISU-90 4D TAN	●	●
234	50002-117	SHELF ASSEMBLY 38.50 X 50.06	16	56102-234 8145-01-467-4128	ISU-90 4D GREEN	●	●
	50002-145	DIVIDER PANEL ASSEMBLY 38.38 X 80	2	56202-234 8145-01-467-4150	ISU-90 4D TAN	●	●
	50069-001	8" TRAY W/1 FULL LENGTH PARTITION & 8 HALF WIDTH DIVIDERS	6				
	50070-001	5" TRAY W/1 FULL LENGTH PARTITION & 8 HALF WIDTH DIVIDERS	9				
242	50002-117	SHELF ASSEMBLY 38.50 X 50.06	24	56102-242 8145-01-467-4091	ISU-90 4D GREEN	●	●
	50002-145	DIVIDER PANEL ASSEMBLY 38.38 X 80	2	56202-242 8145-01-467-4126	ISU-90 4D TAN	●	●
	50069-001	8" TRAY W/1 FULL LENGTH PARTITION & 8 HALF WIDTH DIVIDERS	24				
	50070-001	5" TRAY W/1 FULL LENGTH PARTITION & 8 HALF WIDTH DIVIDERS	60				
	50070-202	HALF WIDTH DIVIDER - 5"	500				
	60398-008	DEHUMIDIFIER FACTORY INSTALLED	1				
291	50002-117	SHELF ASSEMBLY 38.50 X 50.06	6	56102-291 8145-01-467-3202	ISU-90 4D GREEN	●	●
	50002-145	DIVIDER PANEL ASSEMBLY 38.38 X 80	1	56202-291 8145-01-467-4050	ISU-90 4D TAN	●	●
	50069-001	8" TRAY W/1 FULL LENGTH PARTITION & 8 HALF WIDTH DIVIDERS	3				
	50070-001	5" TRAY W/1 FULL LENGTH PARTITION & 8 HALF WIDTH DIVIDERS	3				
	60205-001	INSTALLATION KIT STANLEY VIDMAR CABINET	2				
	86019-007	ISU® 90AA CABINET 10-DRAWER	1				
	86019-008	ISU® 90AB CABINET 9-DRAWER	1				
331	50002-117	SHELF ASSEMBLY 38.50 X 50.06	8	56102-331	ISU-90 4D GREEN	●	
	50002-145	DIVIDER PANEL ASSEMBLY 38.38 X 80	2	56202-331	ISU-90 4D TAN	●	●
	86015-503	HEAVY DUTY SHELF BRACKET	8				
	86060-375	TIE-DOWN STRAPS	16				
391	50002-145	DIVIDER PANEL ASSEMBLY 38.38 X 80	2	56116-391	ISU-90I GREEN	●	
	50002-134	SHELF ASSEMBLY 38.50 X 47.06	14	56216-391	ISU-90I TAN	●	
	50069-000	8" TRAY EMPTY W/ COVER	30				
	50070-000	5" TRAY EMPTY W/ COVER	6				
	50069-206	FULL WIDTH DIVIDER - 8"	90				
	50070-206	FULL WIDTH DIVIDER - 5"	18				
	60037-001	CASTER SET	1				
	60040-001	MOBILITY TOW BAR	1				

ISU® CONTAINER KITS

SHELVES, DIVIDERS & CABINETS

STEP 2: Pick Your Kit

Some of our most popular kit offerings. There are over 800 kit configurations available to choose from.

KIT #	ITEMS	DESCRIPTION	QTY	CONTAINER	DESCRIPTION	GSA	DLA
392	50002-145	DIVIDER PANEL ASSEMBLY 38.38 X 80	2	56116-392	ISU-90I GREEN	●	
	50002-134	SHELF ASSEMBLY 38.50 X 47.06	8	56216-392	ISU-90I TAN	●	
	60037-001	CASTER SET	1				
490	50002-145	DIVIDER PANEL ASSEMBLY 38.38 X 80	2	56102-490	ISU-90 4D GREEN		
	60263-003	SKID BRACKET ASSEMBLY	1				
491	50002-640	SHELF ASSEMBLY W/BRACKETS	2	56199-491	ISU-90 W/OFFSET DOOR ON SIDE GREEN		
	50002-641	SHELF ASSEMBLY W/BRACKETS	4	56299-491	ISU-90 W/OFFSET DOOR ON SIDE TAN		
	50002-117	SHELF ASSEMBLY 38.50 X 50.06	17				
	50069-001	8" TRAY W/1 FULL LENGTH PARTITION & 8 HALF WIDTH DIVIDERS	19				
	50070-001	5" TRAY W/1 FULL LENGTH PARTITION & 8 HALF WIDTH DIVIDERS	3				
	50002-145	DIVIDER PANEL ASSEMBLY 38.38 X 80	2				
	86001-006	TIE-DOWN RING RECESSED	2				
	86001-001	ASSEMBLY RING PALLET CARGO	6				
496	60398-008	DEHUMIDIFIER FACTORY INSTALLED	1	56102-496 8145-01-486-2388	ISU-90 4D GREEN	●	●
	50002-145	DIVIDER PANEL ASSEMBLY 38.38 X 80	2	56202-496	ISU-90 4D TAN	●	
	50002-117	SHELF ASSEMBLY 38.50 X 50.06	16				
510	50002-117	SHELF ASSEMBLY 38.50 X 50.06	8	56102-510 8145-01-481-6805	ISU-90 4D GREEN	●	
				56202-510	ISU-90 4D TAN	●	
528	50002-145	DIVIDER PANEL ASSEMBLY 38.38 X 80	1	56102-528 8145-01-478-3351	ISU-90 4D GREEN	●	
	60398-008	DEHUMIDIFIER FACTORY INSTALLED	1	56202-528	ISU-90 4D TAN	●	
	60037-001	CASTER SET	1				
	50002-117	SHELF ASSEMBLY 38.50 X 50.06	7				
	50069-001	8" TRAY W/1 FULL LENGTH PARTITION & 8 HALF WIDTH DIVIDERS	24				
	50069-102	FULL LENGTH PARTITION - 8"	24				
	50069-202	HALF WIDTH DIVIDER - 8"	100				
	50069-206	FULL WIDTH DIVIDER - 8"	50				
554	50002-328	DIVIDER PANEL ASSEMBLY 38.38 X 60	1	56188-554 8145-01-486-2408	ISU-70KCA GREEN	●	●
	50002-200	SHELF ASSEMBLY 30.50 X 50.06	8	56288-554	ISU-70KCA TAN	●	
	50002-117	SHELF ASSEMBLY 38.50 X 50.06	8				
	50069-001	8" TRAY W/1 FULL LENGTH PARTITION & 8 HALF WIDTH DIVIDERS	4				
	50070-001	5" TRAY W/1 FULL LENGTH PARTITION & 8 HALF WIDTH DIVIDERS	4				
	60037-001	CASTER SET	1				
	50002-499	DIVIDER PANEL ASSEMBLY 30.38 X 40	1				
560	50002-328	DIVIDER PANEL ASSEMBLY 38.38 X 60	1	56188-560	ISU-70KCA GREEN	●	
	50002-499	DIVIDER PANEL ASSEMBLY 30.38 X 40	1	56288-560 8145-01-481-7525	ISU-70KCA TAN	●	●
	50002-117	SHELF ASSEMBLY 38.50 X 50.06	2				
	50002-200	SHELF ASSEMBLY 30.50 X 50.06	2				

ISU® CONTAINER KITS

SHELVES, DIVIDERS & CABINETS

STEP 2: Pick Your Kit

Some of our most popular kit offerings. There are over 800 kit configurations available to choose from.

KIT #	ITEMS	DESCRIPTION	QTY	CONTAINER	DESCRIPTION	GSA	DLA
575	50002-326	DIVIDER PANEL ASSEMBLY 38.38 X 72	2	56180-575	ISU-80 GREEN		
	50002-117	SHELF ASSEMBLY 38.50 X 50.06	28				
	50070-001	5" TRAY W/1 FULL LENGTH PARTITION & 8 HALF WIDTH DIVIDERS	54				
	50069-001	8" TRAY W/1 FULL LENGTH PARTITION & 8 HALF WIDTH DIVIDERS	42				
576	60105-002	HAZMAT DOOR FACTORY INSTALLED	1	56188-576	ISU-80 GREEN	●	
	50070-001	5" TRAY W/1 FULL LENGTH PARTITION & 8 HALF WIDTH DIVIDERS	12	56288-576 8145-01-486-3301	ISU-80 TAN	●	●
	50069-001	8" TRAY W/1 FULL LENGTH PARTITION & 8 HALF WIDTH DIVIDERS	12				
	50070-102	FULL LENGTH PARTITIONS - 5"	12				
	50002-499	DIVIDER PANEL ASSEMBLY 30.38 X 40	1				
	50002-328	DIVIDER PANEL ASSEMBLY 38.38 X 60	1				
	50002-117	SHELF ASSEMBLY 38.50 X 50.06	6				
	50002-200	SHELF ASSEMBLY 30.50 X 50.06	11				
	60168-001	SKID ASSEMBLY	1				
	50002-499	DIVIDER PANEL ASSEMBLY 30.38 X 40	1	56188-577	ISU-80 GREEN	●	
577	50002-329	DIVIDER PANEL ASSEMBLY 38.38 X 40	1	56288-577 8145-01-486-3306	ISU-80 TAN	●	●
	50002-117	SHELF ASSEMBLY 38.50 X 50.06	4				
	50002-200	SHELF ASSEMBLY 30.50 X 50.06	2				
	60168-001	SKID ASSEMBLY	1				
	50002-145	DIVIDER PANEL ASSEMBLY 38.38 X 80	2	56102-584 8145-01-486-7521	ISU-90 4D GREEN	●	●
584	50002-117	SHELF ASSEMBLY 38.50 X 50.06	32	56202-584	ISU-90 4D TAN	●	
	60105-002	HAZMAT DOOR FACTORY INSTALLED	2	56103-588	ISU-60 GREEN		
588	50002-117	SHELF ASSEMBLY 38.50 X 50.06	4	56150-588	ISU-70KC GREEN		
	50002-117	SHELF ASSEMBLY 38.50 X 50.06	18	56102-592	ISU-90 4D GREEN	●	
592	60398-001	DEHUMIDIFIER FACTORY INSTALLED	1	56202-592	ISU-90 4D TAN	●	
	50002-117	SHELF ASSEMBLY 38.50 X 50.06	18	56102-592	ISU-90 4D TAN	●	
593	60105-005	HAZMAT DOOR FACTORY INSTALLED	1	56116-593 8145-01-490-3785	ISU-90I GREEN	●	●
	60398-008	DEHUMIDIFIER FACTORY INSTALLED	1	56216-593	ISU-90I TAN	●	
	50002-134	SHELF ASSEMBLY 38.50 X 47.06	20				
	50002-145	DIVIDER PANEL ASSEMBLY 38.38 X 80	2				
	50002-134	SHELF ASSEMBLY 38.50 X 47.06	3	56133-594	ISU-90KCI GREEN	●	
594	50069-001	8" TRAY W/1 FULL LENGTH PARTITION & 8 HALF WIDTH DIVIDERS	6	56233-594 8145-01-490-3789	ISU-90KCI TAN	●	●
	60105-002	HAZMAT DOOR FACTORY INSTALLED	1				
	50002-145	DIVIDER PANEL ASSEMBLY 38.38 X 80	1				
	50002-158	DIVIDER PANEL ASSEMBLY 38.38 X 48	1				
	50002-134	SHELF ASSEMBLY 38.50 X 47.06	2	56116-595	ISU-90I GREEN	●	
595	50069-001	8" TRAY W/1 FULL LENGTH PARTITION & 8 HALF WIDTH DIVIDERS	6	56216-595 8145-01-490-3786	ISU-90I TAN	●	
	60105-005	HAZMAT DOOR FACTORY INSTALLED	1				
	50002-145	DIVIDER PANEL ASSEMBLY 38.38 X 80	2				
	50002-134	SHELF ASSEMBLY 38.50 X 47.06	2	56116-595	ISU-90I TAN	●	
607	50002-117	SHELF ASSEMBLY 38.50 X 50.06	5	56103-607	ISU-60 GREEN		
	50002-158	DIVIDER PANEL ASSEMBLY 38.38 X 48	1				
	60168-001	SKID ASSEMBLY	1				
610	60398-001	DEHUMIDIFIER FACTORY INSTALLED	1	56620-610	ISU-90KC WHITE		
	50002-158	DIVIDER PANEL ASSEMBLY 38.38 X 48	1				
	50002-145	DIVIDER PANEL ASSEMBLY 38.38 X 80	1				
	50002-117	SHELF ASSEMBLY 38.50 X 50.06	12				
	60236-022	ELECTRICAL KIT	1				

ISU® CONTAINER KITS

SHELVES, DIVIDERS & CABINETS

STEP 2: Pick Your Kit

Some of our most popular kit offerings. There are over 800 kit configurations available to choose from.

KIT #	ITEMS	DESCRIPTION	QTY	CONTAINER	DESCRIPTION	GSA	DLA
611	50002-158	DIVIDER PANEL ASSEMBLY 38.38 X 48	1	56620-611	ISU-90KC WHITE		
	50002-145	DIVIDER PANEL ASSEMBLY 38.38 X 80	1				
	50002-117	SHELF ASSEMBLY 38.50 X 50.06	12				
628	50002-117	SHELF ASSEMBLY 38.50 X 50.06	12	56180-628	ISU-80 GREEN		
	50002-326	DIVIDER PANEL ASSEMBLY 38.38 X 72	2				
662	50002-188	DIVIDER PANEL ASSEMBLY 48 X 80	2	56145-662	ISU-90EO 4D GREEN	●	
	50002-189	SHELF ASSEMBLY 48.50 X 40.06	4	56245-662	ISU-90EO 4D TAN	●	
665	50002-326	DIVIDER PANEL ASSEMBLY 38.38 X 72	2	56180-665	ISU-80 GREEN	●	
	50002-117	SHELF ASSEMBLY 38.50 X 50.06	4	56280-665	ISU-80 TAN	●	
	86019-003	11 DRAWER STANLEY VIDMAR CABINET	4				
	60205-001	INSTALLATION KIT STANLEY VIDMAR CABINET	4				
666	50002-326	DIVIDER PANEL ASSEMBLY 38.38 X 72	2	56180-666	ISU-80 GREEN	●	
	50002-117	SHELF ASSEMBLY 38.50 X 50.06	30	56280-666	ISU-80 TAN	●	
	50070-001	5" TRAY W/1 FULL LENGTH PARTITION & 8 HALF WIDTH DIVIDERS	46				
	50070-202	HALF WIDTH DIVIDER - 5"	400				
	50069-001	8" TRAY W/1 FULL LENGTH PARTITION & 8 HALF WIDTH DIVIDERS	30				
699	50002-117	SHELF ASSEMBLY 38.50 X 50.06	10	56102-699	ISU-90 4D GREEN	●	
				56202-699 8145-01-512-1201	ISU-90 4D TAN	●	●
726	60085-001	KIT REPAIR ISU CONTAINERS	1	56102-726	ISU-90 4D GREEN		
	50002-145	DIVIDER PANEL ASSEMBLY 38.38 X 80	2	56202-726	ISU-90 4D TAN		
	50002-117	SHELF ASSEMBLY 38.50 X 50.06	24				
	50069-001	8" TRAY W/1 FULL LENGTH PARTITION & 8 HALF WIDTH DIVIDERS	27				
	50070-001	5" TRAY W/1 FULL LENGTH PARTITION & 8 HALF WIDTH DIVIDERS	9				
	86019-009	ISU® 90AC CABINET 8-DRAWER	1				
	60205-001	INSTALLATION KIT STANLEY VIDMAR CABINET	1				
	60105-005	DOOR ASSY HAZMAT FACTORY INSTALL	1				
730	86019-115	5 DRAWER STANLEY VIDMAR CABINET	1	56133-730	ISU-90 KCI GREEN		
	86019-116	14 DRAWER STANLEY VIDMAR CABINET	1				
	86019-117	UPPER UNIT FOR STANLEY VIDMAR CABINET	1				
	60205-001	INSTALLATION KIT STANLEY VIDMAR CABINET	3				
845	50002-126	DIVIDER PANEL ASSEMBLY 38.78 X 60	1	56104-845	ISU-72.5 GREEN		
	50002-127	SHELF ASSEMBLY 38.94 X 50.06	4				
	50069-001	8" TRAY W/1 FULL LENGTH PARTITION & 8 HALF WIDTH DIVIDERS	6				
	50070-001	5" TRAY W/1 FULL LENGTH PARTITION & 8 HALF WIDTH DIVIDERS	6				
	60205-001	INSTALLATION KIT STANLEY VIDMAR CABINET	1				
	86019-004	STORAGE CABINET 8 DRAWER	1				

ISU® CONTAINER KITS

MISCELLANEOUS

STEP 2: Pick Your Kit

Some of our most popular kit offerings. There are over 800 kit configurations available to choose from.

KIT #	ITEMS	DESCRIPTION	QTY	CONTAINER	DESCRIPTION	GSA	DLA
026	60158-001	DEHUMIDIFIER ASSEMBLY FACTORY INSTALL PORTS	1	56116-026	ISU-90I GREEN		
				56216-026	ISU-90I 4D TAN		
				56616-026 8145-01-486-2407	ISU-90I WHITE		
032	60105-002 or 60105-005	HAZMAT DOOR FACTORY INSTALLED	1	56102-032 8145-01-484-2913	ISU-90 4D GREEN	●	●
				56202-032 8145-01-484-2623	ISU-90 4D TAN	●	●
				56110-032	ISU-90 FC 4D GREEN		
				56103-032 8145-01-484-2649	ISU-60 GREEN	●	●
				56203-032	ISU-60 TAN	●	
				56109-032	ISU-60EO GREEN		
				56104-032	ISU-72.5 GREEN		
				56116-032 8145-01-484-2890	ISU-90I GREEN	●	●
				56216-032 8145-01-484-2888	ISU-90I TAN	●	●
				56120-032 8145-01-484-2905	ISU-90KC GREEN	●	●
				56220-032	ISU-90KC TAN	●	
				56129-032 8145-01-500-4571	ISU-90EO 2D GREEN	●	
				56229-032	ISU-90EO 2D TAN	●	
				56133-032 8145-01-484-2909	ISU-90KCI GREEN	●	●
				56233-032	ISU-90KCI TAN	●	
				56145-032 8145-01-484-2910	ISU-90EO 4D GREEN	●	●
				56245-032 8145-01-480-5663	ISU-90EO 4D TAN	●	●
				56150-032 8145-01-484-2912	ISU-70KC GREEN	●	●
				56250-032	ISU-70KC TAN	●	
				56175-032	ISU-90I WRSK GREEN	●	
				56275-032	ISU-90I WRSK TAN	●	
				56188-032	ISU-70KCA GREEN		
050	60105-002 or 60105-005	HAZMAT DOOR FACTORY INSTALLED	2	56116-050	ISU-90I GREEN		
				56120-050	ISU-90KC GREEN		
				56133-050	ISU-90KCI GREEN		
				56150-050	ISU-70KC GREEN		

ISU® CONTAINER KITS

MISCELLANEOUS

STEP 2: Pick Your Kit

Some of our most popular kit offerings. There are over 800 kit configurations available to choose from.

KIT #	ITEMS	DESCRIPTION	QTY	CONTAINER	DESCRIPTION	GSA	DLA
150	60398-008	DEHUMIDIFIER FACTORY INSTALLED	1	56102-150	ISU-90 4D GREEN	●	●
				56110-150	ISU-90 FC 4D GREEN		
				56116-150 8145-01-484-2892	ISU-90I GREEN	●	●
				56216-150	ISU-90I TAN	●	
				56121-150	ISU-90EO 1D GREEN		
				56150-150	ISU-70KC GREEN		
393	60105-005	HAZMAT DOOR FACTORY INSTALLED	1	56116-393	ISU-90I GREEN	●	
	60037-001	CASTER SET	1	56216-393	ISU-90I TAN	●	
	86060-375	TIE-DOWN STRAPS	20				
578	86001-001	ASSEMBLY RING PALLET CARGO	20	56116-578	ISU-90I GREEN	●	
				56216-578	ISU-90I TAN	●	
				56121-578	ISU-90EO GREEN		
				56102-578	ISU-90 GREEN		
				56166-578	ISU-90IEO GREEN		
727	60085-001	KIT REPAIR ISU CONTAINERS	1	56102-727	ISU-90 4D GREEN		
	60105-005	HAZMAT DOOR FACTORY INSTALLED	1				
756	50040-724	CHANNEL END HAT	1	56X36-756	ISU-90EO 2D		
	50040-725	CHANNEL ROOF HAT	1				
	58400-425	LENGTHWISE PANEL ASSEMBLY	1				
	58400-568	SUPPORT DIVIDER PANEL	2				
	58400-713	CHANNEL HAT BASE	2				
	60188-046	SHELF ASSEMBLY W/BRACKETS	12				
	86001-001	ASSEMBLY RING PALLET CARGO	8				
	86012-172	SUPPORT SHELF	4				
	86015-503	HEAVY DUTY SHELF BRACKET	48				
	86060-017	TIE-DOWN W/CAM BUCKLE NYLON 10 FT.	2				
771	60359-006	SHELF ASSEMBLY W/BRACKETS	2	56X04-771	ISU-72.5 2D		
	86001-001	ASSEMBLY RING PALLET CARGO	4				
	86001-006	TIE-DOWN RING RECESSED	24				
	86015-503	HEAVY DUTY SHELF BRACKET	16				
781	60105-002	HAZMAT DOOR FACTORY INSTALLED	1	56118-781	ISU-90KCI W/OFFSET DOOR		
	60105-004	DOOR ASSEMBLY CARGO ACCESS	1				
	86348-005	LOUVER 8H X 8W	1				

CONTAINER ACCESSORIES

STEP 3: Pick Your Accessories

Below is a quick reference chart to tell you what accessories are suitable for your container. Detailed accessory descriptions are on the next several pages. Ask your sales representative if you don't see what you're looking for.

• indicates item is suitable for particular container

CONTAINER ACCESSORIES		LONG DIVIDERS	SHORT DIVIDERS	SHELF ASSEMBLY W/BRACKETS	8" TRAY ASSEMBLY	5" TRAY ASSEMBLY	DEHUMIDIFIER	HAZMAT ACCESS PANEL	STORAGE SKIDS	MOBILITY CASTER SETS	TOW BAR ASSEMBLY	MOBILITY WHEEL SETS	SHELF CARGO RESTRAINING NET w/SHELF BRACKET HARDWARE KIT	SHELF CARGO RESTRAINING NET w/E CARGO RING HARDWARE KIT
ISU 90 4D 56X02	P/N	50002-145 (2 per container)	NA	50002-117	•	•	•	•	•	•	•	•	•	•
	NSN	8145-01-382-1790		8145-01-382-1888										
ISU 90 FC 4D 56X10	P/N	NA	NA	NA	NA	NA	•	•	•	•	•	•	NA	NA
	NSN													
ISU 90I 4D 56X16	P/N	50002-145 (2 per container)	NA	50002-134	•	•	•	•	•	•	•	•	•	•
	NSN	8145-01-382-1790		8145-01-384-9270										
ISU 90KC 4D 56X20	P/N	50002-145	50002-328	50002-117	•	•	•	•	•	•	•	•	•	•
	NSN	8145-01-382-1790	8145-01-423-0710	8145-01-382-1888										
ISU 90KCI 4D 56X33	P/N	50002-145	50002-328	50002-134	•	•	•	•	•	•	•	•	•	•
	NSN	8145-01-382-1790	8145-01-423-0710	8145-01-384-9270										
ISU 90EO 4D 56X45	P/N	50002-188	NA	50002-189	•	•	•	•	•	•	•	•	•	•
	NSN	8145-01-390-4408		8145-01-384-9266										
ISU 90EO 1D 56X21	P/N	NA	NA	NA	NA	NA	•	•	•	•	•	•	NA	NA
	NSN													
ISU 90EO 2D 56X36	P/N	NA	NA	NA	NA	NA	•	•	•	•	•	•	NA	NA
	NSN													
ISU 90EO 2D 56X29	P/N	NA	NA	NA	NA	NA	•	•	•	•	•	•	NA	NA
	NSN													
ISU 90IEO 1D 56X66	P/N	NA	NA	NA	NA	NA	•	•	•	•	•	•	NA	NA
	NSN													
ISU 90IEO WRSK 3D 56X76	P/N	50002-203	NA	50002-227	•	•	•	•	•	•	•	•	•	•
	NSN													
ISU 90I WRSK 4D 56X75	P/N	50002-145 (2 per container)	NA	50002-117	•	•	•	•	•	•	•	•	•	•
	NSN	8145-01-382-1790		8145-01-382-1888										
ISU 80 4D 56X80	P/N	50002-326 (2 per container)	NA	50002-117	•	•	•	•	•	•	•	•	•	•
	NSN	8145-01-512-8602		8145-01-382-1888										
ISU 70KC 4D 56X50	P/N	50002-328	50002-329	50002-117	•	•	•	•	•	•	•	•	•	•
	NSN	8145-01-382-1935		8145-01-382-1888										
ISU 70KCA 4D 56X88	P/N	50002-328	50002-499	50002-200 (Short Side)	•	•	•	•	•	•	•	•	•	•
				50002-117 (Tall Side)										
	NSN	8145-01-423-0710		8145-01-382-1888 (Tall Side)										
ISU 60 4D 56X03	P/N	50002-158	NA	50002-117	•	•	•	•	•	•	•	•	•	•
	NSN	8145-01-382-1935		8145-01-382-1888										
ISU 60EO 4D 56X09	P/N	50002-197 (2 per container)	NA	50002-189	•	•	•	•	•	•	•	•	•	•
	NSN	8145-01-384-9253		8145-01-384-9266										
ISU 72.5 2D 56X04	P/N	50002-126	NA	50002-127	•	•	•	•	•	•	•	•	•	•
	NSN	8145-01-384-925		8145-01-384-9278										
ISU 60.5 2D 56X12	P/N	50002-129	NA	50002-127	•	•	•	•	•	•	•	•	•	•
	NSN	8145-01-384-9258		8145-01-384-9278										
ISU 90 Laundry 56X02-497	P/N	NA	NA	NA	NA	NA	•	NA	•	•	•	•	NA	NA
	NSN													
ISU 90KCI Dog Kennel 56X33-160	P/N	NA	NA	NA	•	•	NA	•	•	•	•	•	•	NA
	NSN													
ISU 90EO 1D Wpns Room 56X21-XXX	P/N	NA	NA	NA	NA	NA	•	•	•	•	•	•	NA	NA
	NSN													
ISU 96 ATV 4D 56X79	P/N	NA	NA	NA	NA	NA	NA	•	•	•	•	•	•	NA
	NSN													
ISU 65I ATV 4D 56X94	P/N	NA	NA	NA	•	•	NA	•	•	•	•	•	•	NA
	NSN													
ISU 96RC 50X48-001	P/N	NA	NA	NA	NA	NA	NA	NA	•	•	•	•	NA	•
	NSN													
ADR-300 56X49	P/N	NA	NA	NA	NA	NA	NA	NA	•	NA	NA	•	NA	NA
	NSN													
ISU 90 HSC 56X90	P/N	NA	NA	NA	NA	NA	•	NA	•	•	•	•	NA	NA
	NSN													

CONTAINER ACCESSORIES

STEP 3: Pick Your Accessories

MOBILITY CASTER SETS



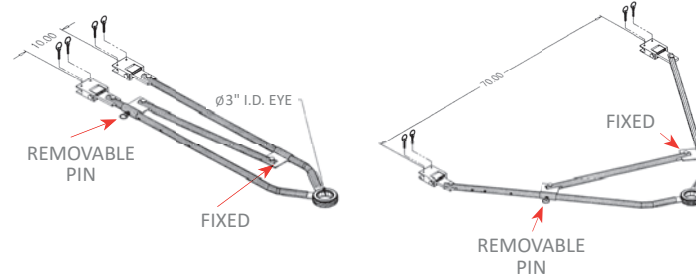
P/N	NSN	GSA	DLA
60037-001	8145-01-384-9260	●	●
WHEEL ASSEMBLY WEIGHT	SHIPPING WEIGHT	HEIGHT	
47 lbs./each	240 lbs./set	12.75"	

- Set includes 4 wheel assemblies
- Can move up to 12,000 lbs.
- Casters attached with quick-release pins through detent rails
- Maximum versatility for moving containers and pallets
- Easy loading and unloading for aircraft equipment cargo handling systems
- Eliminates need for forklift vehicles

ISU® MOBILITY TOW BAR




P/N	NSN	WEIGHT	GSA	DLA
60040-001	8145-01-385-7290	70.4	●	●



- Utilized with Mobility Caster Set for towing containers in warehouse and hard-stand areas at speeds not to exceed 5 mph
- Adjustable for use on edges of all model ISU® Containers (48"W, 88"W, or 108"W)
- Drilled on all four sides
- Instructions included for required drilling to install


DEHUMIDIFICATION UNITS



P/N	NSN	GSA	DLA
60398-002 Field/Customer Installed	8145-01-484-2922	●	●
60398-001 for ISU KC Models - Factory Installed			
60398-008 for ISU Models - Factory Installed			
DIMENSIONS		WEIGHT	
17.25" X 12.5" X 9.63"		27 lbs.	

- Includes small drive motor and belt to rotate wheel, an integral humidistat and a customized printed circuit board
- Delivers 50 scfm and removes 28.6 lbs. of H₂O 24-hours at 90°F
- Can be configured for 115V/60Hz or 220V/50/60Hz; 1PH; .935kW power required
- Requires 2 air filters
- Accessories available - surface mounting pan, duct transition adapter, light weight flexible duct and heavy duty power cord

ISU® STORAGE SKID KIT



P/N	NSN	WEIGHT	GSA	DLA
60168-001	8145-01-467-6574	60 lbs.		

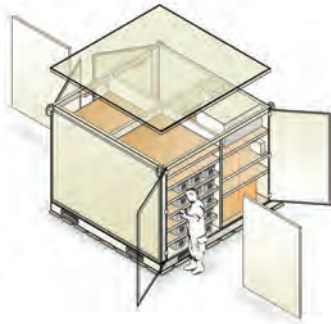


- Keeps container off ground and protects bottom from foreign object damage
- Eliminates shoring/dunnage requirements
- Allows pickup from end by 72" tined forklift (loading 2.5-ton truck, 5-ton truck, etc.)
- Skid inserts through container edge rail and pins in place with quick-disconnect pin
- Height of skid gives forklift accessibility to bottom of container when forklift has 72" tines

CONTAINER ACCESSORIES

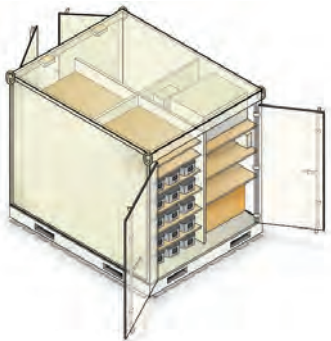
STEP 3: Pick Your Accessories

ISU® DIVIDERS



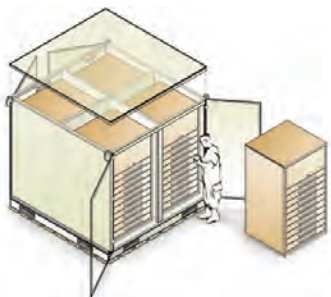
P/N	NSN	ITEM	SIZE	WEIGHT	CONTAINERS	GSA	DLA
50002-145	8145-01-382-1790	LONG DIVIDER	38.38 X 80	27.3 lbs.	ISU® 90, 90I, 90KC, 90KCI	●	●
50002-326	8145-01-512-8602	LONG DIVIDER	38.38 X 72	21.5 lbs.	ISU® 80	●	●
50002-158	8145-01-382-1935	SHORT DIVIDER	38.38 X 48	16.3 lbs.	ISU® 60, 60.5, 72.5	●	●
50002-129	8145-01-384-9258	DIVIDER	38.78 X 48	14.3 lbs.	ISU® 60.5		
50002-126	8145-01-384-9255	DIVIDER	38.78 X 60	19.2 lbs.	ISU® 72.5	●	
50002-188	8145-01-390-4408	DIVIDER	48 X 80	29.5 lbs.	ISU® 90EO 4 DR		●
50002-203		DIVIDER	34.26 X 80	24.4 lbs.	ISU® 90IEO 3 DR		
50002-197	8145-01-384-9253	DIVIDER	48 X 50	18.8 lbs.	ISU® 60EO 4 DR	●	
50002-328	8145-01-423-0710	DIVIDER	38.38 X 60	20.5 lbs.	ISU® 90KC, 90KCI, 70KC, 70KCA	●	●
50002-329	8145-01-423-0709	DIVIDER	38.38 X 40	13.6 lbs.	ISU® 70KC, 70KCA		●
50002-499		DIVIDER	30.38 X 40	10.8 lbs.	ISU® 80, 70KCA		

ISU® SHELVES, BRACKETS & STRAP ASSEMBLIES



P/N	NSN	ITEM	SIZE	WEIGHT	CONTAINERS/SHELTERS	GSA	DLA
50002-117	8145-01-382-1888	SHELF ASSEMBLY	38.50 X 50.06	35.6 lbs.	ISU® 90, 90KC, 80, 70KC, 60	●	●
50002-127	8145-01-384-9278	SHELF ASSEMBLY	38.94 X 50.06	35.9 lbs.	ISU® 60.5, 72.5	●	●
50002-134	8145-01-384-9270	SHELF ASSEMBLY	38.50 X 47.06	33.6 lbs.	ISU® 90I 4-DR, 90KCI 4-DR	●	●
50002-189	8145-01-384-9266	SHELF ASSEMBLY	48.50 X 40.06	35.9 lbs.	ISU® 90EO, 60EO	●	●
50002-227		SHELF ASSEMBLY	34.38 X 40.50	21.2 lbs.	ISU® 90IEO 3-DOOR		
50002-200		SHORT SHELF ASSY	30.50 X 50.06		ISU® 70KCA	●	
86015-503	5340-01-309-8696	SHELF BRACKETS		.02 lbs.	(shelf assembly includes 4 brackets)	●	
86060-001		TIE-DOWN STRAP ASSY			(w/ratchet buckle)		
86060-375	5340-01-310-4048	TIE-DOWN STRAP ASSY		1.5 lbs.	FOR ISU® CONTAINERS	●	
86060-006	8145-01-486-2508	TIE-DOWN STRAP ASSY			FOR MOBILITY SHOP CONTAINER	●	●
86060-008	8145-01-4862507	TIE-DOWN STRAP ASSY			FOR M105 TRAILER SHOP CONTAINER		
86060-010	8145-01-486-2510	TIE-DOWN STRAP ASSY			AS REQUIRED	●	●

SMALL PARTS CABINETS



CONTAINER	PART #	DESCRIPTION	WEIGHT	GSA	DLA
ISU® 90	86019-007	ISU® 90AA CABINET 10-DRAWER	1,002 lbs.	●	
	86019-008	ISU® 90AB CABINET 9-DRAWER	970 lbs.		
	86019-009	ISU® 90AC CABINET 8-DRAWER	916 lbs.	●	
	86019-010	ISU® 90AD CABINET 7-DRAWER	867 lbs.	●	
	86019-011	ISU® 90AE CABINET 6-DRAWER	817 lbs.	●	
	86019-012	ISU® 90AF CABINET 5-DRAWER	733 lbs.		

DIMENSIONS

FOR BASE UNIT WITH DRAWERS	45"W X 27 3/4"D X 59 1/8"H
FOR OVERHEAD STORAGE CABINET	45"W X 27 3/4"D X 20 3/4"H
FULL DIMENSIONS	45"W X 27 3/4"D X 79 7/8"H

CONTAINER	PART #	DESCRIPTION	WEIGHT	GSA	DLA
ISU® 60	86019-013	ISU® 60AG CABINET 8-DRAWER	726 lbs.		
DIMENSIONS					
FULL DIMENSIONS		45"W X 27 3/4"D X 44 3-16"H			

Storage Cabinet Quick-Attachment Installation Kit (required)

PART #	DESCRIPTION	INSTALLATION	WT	GSA	DLA
60205-001	CABINET INSTALLATION KIT	FACTORY	22.6 lbs.		
60205-002	CABINET INSTALLATION KIT NSN: 8145-01-486-2462	CUSTOMER/ FIELD	22.6 lbs.	●	●

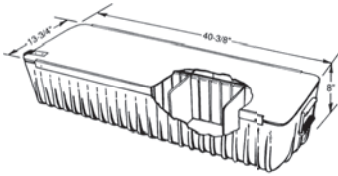
- High-density storage - condenses and organizes roughly 2 to 4 ISU's worth of shelved parts into one container
- Every item within a cabinet has its own special storage location
- Cabinets designed to reduce retrieval time, eliminating typical container stuffing
- Adjustable drawers (3/4" intervals) and shelves offer interchangeability needed for full or partial mission deployments
- Inventory protected from dirt, dust, and damage - keeping mission-sensitive parts clean and combat ready
- Base cabinets include an integral pallet base, which is easy to lift and move with a forklift
- Each cabinet requires a Quick Attachment Installation Kit



CONTAINER ACCESSORIES

STEP 3: Pick Your Accessories

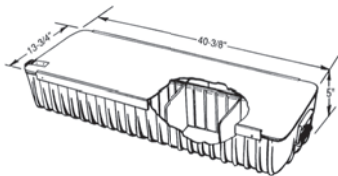
ISU® 8" STORAGE TRAYS



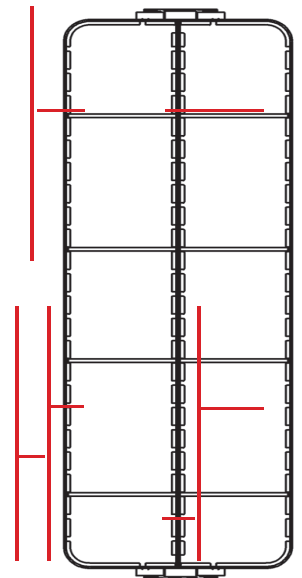
P/N	NSN	DESCRIPTION	GSA	DLA
50069-000	8145-01-387-0007	8" TRAY EMPTY WITH COVER	●	●
50069-001	8145-01-429-4965	8" STANDARD TRAY W/1 FULL LENGTH PARTITION & 8 HALF WIDTH DIVIDERS	●	
50069-102	8145-01-390-4409	FULL LENGTH PARTITION	●	●
50069-202	8145-01-390-1350	HALF WIDTH DIVIDER	●	●
50069-203	8145-01-385-7344	1/3 WIDTH SIDE DIVIDER	●	●
50069-204	8145-01-385-7295	1/3 WIDTH CENTER DIVIDER	●	●
50069-205	8145-01-385-7410	2/3 WIDTH SIDE DIVIDER	●	●
50069-206	8145-01-385-7437	FULL WIDTH DIVIDER	●	●
50069-207	8145-01-394-3466	1" DICED POLYURETHANE FOAM		
50069-307	8145-01-394-5733	POLYURETHANE FOAM, ANTI-STATIC	●	●
DIMENSIONS		WEIGHT	MAX TRAY CAPACITY	
40.38" L X 13.75" W X 8" D		37 lbs.	250 lbs.	

- Trays stored on any type of shelf in any ISU® Containers
- Convenient carrying handle on each end of tray
- Velcro closure strap to secure lid
- Lightweight and durable
- Multiple configurations available with or without partitions for storage of different sized items
- Partitions removable
- Full sliding lid for easy access to stored parts
- Tray can be filled with foam to protect fragile items

ISU® 5" STORAGE TRAYS



P/N	NSN	DESCRIPTION	GSA	DLA
50070-000	8145-01-390-4411	5" TRAY EMPTY WITH COVER	●	●
50070-001	8145-01-429-4964	5" STANDARD TRAY W/1 FULL LENGTH PARTITION & 8 HALF WIDTH DIVIDERS	●	
50070-102	8145-01-385-7485	FULL LENGTH PARTITION	●	●
50070-202	8145-01-385-7500	HALF WIDTH DIVIDER	●	●
50070-203	8145-01-390-1349	1/3 WIDTH SIDE DIVIDER	●	●
50070-204	8145-01-390-1346	1/3 WIDTH CENTER DIVIDER	●	●
50070-205	8145-01-390-1347	2/3 WIDTH SIDE DIVIDER	●	●
50070-206	8145-01-390-1348	FULL WIDTH DIVIDER	●	●
50070-207	8145-01-394-3467	1" DICED POLYURETHANE FOAM		
50070-307	8145-01-394-5734	POLYURETHANE FOAM, ANTI-STATIC		
DIMENSIONS		WEIGHT	MAX TRAY CAPACITY	
40.38" L X 13.75" W X 5" D		31 lbs.	250 lbs.	



WEAPONS RACKS



P/N	NSN	DESCRIPTION	DIMENSIONS	WT.	GSA	DLA
60042-001	8145-01-390-4410	GUN RACK, M-16 (7-GUN)	19.00"W X 40.25"H X 7.65"D	19.5	●	●
60042-002	8145-01-385-7524	GUN RACK, M-16 (6-GUN)	16.25"W X 40.25"H X 7.65"D	18.2	●	●
60042-003		GUN RACK, M-4 (7-GUN)	19.00"W X 40.25"H X 7.65"D	20.8	●	
60042-004		GUN RACK, M-4 (6-GUN)	16.25"W X 40.25"H X 7.65"D	19.3	●	
60050-001		GUN RACK, M-60 (3-GUN)	10.50"W X 50.00"H X 10.50"D	27.6		●
60073-001	8145-01-423-0714	GUN RACK, M249 (4-GUN)	19.25"W X 41.75"H X 9.30"D	41.4	●	●
60128-001	8145-01-423-0715	GUN RACK, M-2 50 CALIBER (1-GUN)	10.00"W X 42.50"H X 1.00"D	11.8	●	●
60135-001	8145-01-423-0712	GUN RACK, MK-19 (4-GUN)	45.25"W X 40.25"H X 12.00"D	77.4	●	●
60042-007		GUN RACK, M240 (3-GUN)	25.00"W X 50.00"H X 10.50"D	31.0		
60415-001		GUN RACK, M134 MOUNTED (2-GUN)	30.50"W X 41.31"H X 15.50"D	25.6		
60415-002		GUN RACK, M134 MINI-GUN (2-GUN)	31.00"W X 42.12"H X 14.50"D	56.3		

- Efficient organization and secure storage of guns during transport and at forward location
- Weapons racks will work in standard ISU® 90EO containers as well as ISU® 90 High Security Containers
- See Pre-Configured Weapons Room kits on page 2.5.1-2.5.3 or call your regional sales rep (see contacts on page 7.1.1)



ISU® M720/832 MOBILIZER ADAPTER

P/N	NSN	DIMENSIONS	GSA	DLA
60027-001	8145-01-486-2443	123.5"L X 88"W X 33.6"H	●	●
TARE WEIGHT		CAPACITY		
1,500 lbs.		12,000 lbs.		

- For use with unit-owned M720/832 Mobilizer
- Attachment points provided for standard 463L configured loads
- 7,500 lb. capacity cargo tie-down rings around periphery
- Non-skid tread plate floor
- Carries one fully loaded ISU® Container, Intex Pallet, or standard 463L Pallet



ISU® KC STACKING RACKS

P/N	NSN	GSA	DLA
60210-001 (black only)	8145-01-468-4114	●	●
DIMENSIONS	108"W X 84.5"L X 22.25"H		

STACKING RACKS

- For improved storage and rapid deployment of KC-Series Containers (ISU® 70KC/KCA, ISU® 90KC/KCA)
- Allows stacking of two KC-Series Containers
- Optimizes space management



ISU® TIRE RACKS

P/N	NSN	GSA	DLA
60041-002 Standard Kit - 108"W (two required per side - one kit fits in one quadrant)	8145-01-391-3816	●	●
60041-003 ISU® 90EO - 88"W		●	

- Racks are adjustable and mount to ISU® Container shelf tracks
- Racks have design capabilities to interface with all military aircraft tires
- Racks will hold tires for most types of military vehicles
- Racks are available for both full-size and half-size ISU® Containers

NOTE: Other configurations of ISU® Tire Racks are available upon request



SEAL DOOR 3/4"

P/N	NSN	DESCRIPTION	GSA	DLA
60005-001	8145-01-467-6609	Inside Mounting Area 75.34" x 41.25"; 3.9 lbs.	●	●

CONTAINER ACCESSORIES

STEP 3: Pick Your Accessories

HAZMAT ACCESS PANEL



P/N	DESCRIPTION	INSTALLATION	GSA	DLA
60105-001	HAZMAT ACCESS PANEL NSN: 8145-01-467-6555	FIELD	●	●
60105-002	HAZMAT ACCESS PANEL KC Containers Only	FACTORY		
60105-005	HAZMAT ACCESS PANEL Non-KC Containers	FACTORY		
WEIGHT		DIMENSIONS		
50 lbs.		25.25" H X 27.25" W		

Air Force Joint Service Manual 24-204, Chapter 11, Attachment 21, replaces AFM71-4 and states the following: "If a container can be accessed in flight, i.e. with the use of hazardous material panel, it is permissible to airlift hazardous material in an ISU® Container"

For more information, please read Regulation 24-404, or reference your appropriate Service Manual: TM38-250 - U.S. Army; 505 - U.S. Navy; MCOP4030.19.F - U.S.M.C.; DLA AM4145.3 - For other DoD users

ISU® CARGO RESTRAINT NETS



P/N	NSN	DESCRIPTION	GSA	DLA
40492R4SSISUS		ISU® SHELF CARGO RESTRAINT NET (86060-030) DIMENSIONS: 40"x 49"	●	
60177-005	3940-01-555-0588	SHELF BRACKET HARDWARE KIT (4 brackets 86015-506) with Shelf Cargo Restraint Net (86060-030)	●	
401032R6SSISUF		ISU® FLOOR CARGO RESTRAINT NET (86060-035) DIMENSIONS: 40"x 103"	●	
60177-006		6/E CARGO RING HARDWARE KIT (field installed) (8 tie-down rings) with Floor Cargo Restraint Net	●	
80842R8CATVT		ISU® 65I ATV TOP RESTRAINT NET DIMENSIONS: 80"x 84"	●	
64962R6CATVF		ISU® 65I ATV FLOOR RESTRAINT NET DIMENSIONS: 64"x 96"	●	
AAR80842R15SS		HMMWV CONTAINER CARGO SOFT TOP RESTRAINT NET	●	
AAR54482R18SS		HMMWV CONTAINER HARDSHELL LID NET	●	

ISU® REPAIR KIT



P/N	NSN	GSA	DLA
60085-001	8145-01-391-3853	●	
DIMENSIONS		WEIGHT	
50.50" L X 14" W X 6" H		50 lbs. packed	

- Repair Kit furnished with the necessary materials for general repair of ISU® Containers
- See list of materials below for full description
- Refer to container technical manual for specific repair instructions

QTY	DESCRIPTION	QTY	DESCRIPTION
1	STAPLES, 1/2", 1250 COUNT	1	PIG PUTTY
1	STAPLER, HEAVY DUTY	1	WRENCH, COMBINATION/SWIVEL, 9/16"
1	PLIERS, 6"	1	WRENCH, COMBINATION 9/16"
4	HAZMAT DOOR SEALS	1	WRENCH, ADJUSTABLE 10"
20	DOOR SEAL, 5/8" WIDE	1	SCREW DRIVER, PHILLIPS, 4", #2
1	RETRACTABLE KNIFE	1	SCREW DRIVER, FLAT TIP, 8"
20	SHELF BRACKETS	4	BOLT, 3/8-16 NC, 3" LONG
1	RATCHET STYLE CAULKING GUN	4	NUT, 3/8-16 NC
1	SANDING BLOCK KIT	4	WASHER, FLAT 3/8
1	PUTTY KNIFE, 1 1/4" WIDE	200	RIVETS, 3/16, COUNTERSINK, DRIVE
1	DOUBLE BLADED PAINT SCRAPER	2	PILOTED COUNTERSINK
1	WALL SCRAPER, 3" STIFF BLADE	4	DRILL BIT, #11, HSS
1	MASKING TAPE, 2" WIDE X 60 YARDS	1	HAMMER, BALL PEEN, 16 OZ. WOOD

CONTAINER ACCESSORIES

STEP 3: Pick Your Accessories

ISU® MEZZANINE SYSTEM



P/N	NSN	DESCRIPTION	GSA	DLA
50120-002	8145-01-484-2916	ISU MEZZANINE SET (secures through forklift tubes)		
50120-201	8145-01-478-0650	DECK (Sold Separately)		
50120-202	8145-01-478-0688	STAIRWAY (Sold Separately)		

- 4-ft. X 8-ft. aluminum reinforced platform
- Light weight aluminum construction
- 1500 lb. capacity
- Eliminates need for fixed warehouse mezzanine system
- Setup with a standard warehouse forklift
- Deployable warehouse can be set up like home station
- Designed for maximum setup configuration with multiple stairway and rail mounting brackets
- Designed for the 56000 Series ISU® Containers and the LAMS/ELAMS Shelter Systems
- Supports two-high complexing of shelters and containers with entry and exit points using additional platforms and stairs
- Four man set-up
- Three location stair placement
- Light weight modular construction for easy deployment
- Reduces deployed warehouse space requirements by up to 50 percent



ISU® DOOR ASSEMBLIES

P/N	NSN	DESCRIPTION	COLOR	GSA	DLA
60460-001	8145-01-486-2476	Door Assemblies RH 4-Way Gen X Container 56000 Series	GREEN	●	●
60460-002	8145-01-486-2487	Door Assemblies LH 4-Way Gen X Container 56000 Series	GREEN	●	●
60460-032	8145-01-652-7334	Door Assemblies RH 4-Way Gen X Container 56000 Series	TAN	●	●
60460-033	8145-01-652-7341	Door Assemblies LH 4-Way Gen X Container 56000 Series	TAN	●	●



TIE-DOWN RINGS

P/N	INCLUDES	GSA	DLA
60177-001	16 TIE-DOWN RINGS		
60177-002	8 TIE-DOWN RINGS		
PAYLOAD CAPACITY			
1,600 lbs. maximum			

CONTAINER ACCESSORIES

STEP 3: Pick Your Accessories



LOW SPEED MOBILITY WHEEL SET (LSMWS)

- Provides towed transport for ISU® Containers and 463L compatible pallets
- Can be used as transport air-loading device
- Qualified for all terrain operations
- Parking brakes: individual hand-operated cable brakes (rear)
- Not designed for highway use
- Towable by vehicle equipped with pintle-type hitches
- Hydraulic lift system that uses military 24 volt prime-mover power
- Removable tongue for airlift operations

LOAD CAPACITY	TARE WEIGHT	GROSS AXLE WEIGHT RATING	MAXIMUM SPEED
12,000 lbs.	1,350 lbs.	8,000 lbs. (front & rear)	10 MPH
STANDARD ELECTRICAL SYSTEM			
24 VDC compatible with military 2.5-ton and 5-ton prime movers			



P/N	NSN	DESCRIPTION	GSA	DLA
60055-003	8145-01-394-5464	LSMWS WITH 88" SUPPORT BEAMS 86.00 TRACK GREEN		
60055-004	8145-01-394-5463	LSMWS WITH 108" SUPPORT BEAMS 86.00 TRACK GREEN		
60190-002	8145-01-394-8083	LSMWS SUPPORT BEAM 108"	●	●
60190-001	8145-01-394-8084	LSMWS SUPPORT BEAM 88"		

FOLDING STEPS

P/N	NSN	DESCRIPTION	GSA	DLA
86003-001	8145-01-486-2500	RETRACTABLE FOLDING STEP	●	●

FOLDING
STEPS



SHELTERS

AAR Mobility Systems manufactures a variety of shelters for military operations and humanitarian efforts. Our complete line of intermodal shelter systems is designed with maximum flexibility to comply with end-user requirements, provide ease of set-up, and meet long lifespan requirements with rugged construction.

Our shelter systems improve mobilization capabilities for operational units by providing:

- Patented integral loading base for rapid aircraft load and off load times
- Immediate operational workspace
- Reduced deployment footprint
- Secure equipment in transit



INSIDE SECTION 3

- Air Mobile Shelters (AMS)
- 20-Foot ISO Shelters
- Vehicle Mounted Shelters
- Shelter Accessories

Numerous configurations are available to suit any mission, including tactical operations centers, briefing rooms, ablution units, laundry facilities, kitchens, supply and part storage, sleeping quarters, water treatment and storage, tire maintenance facilities, and more.

A full range of integrated services, spare parts and field service support is available to sustain each of our shelters.

AAR Mobility Systems continues to expand and improve our shelter product lines to meet the ever-changing deployment requirements of military, peacekeeping, and disaster relief forces worldwide.



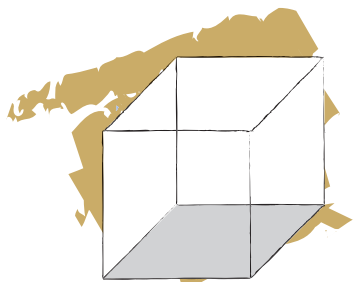
AIR MOBILE SHELTERS

AAR Mobility Systems designs, manufactures, integrates, and services our complete line of proprietary design Air Mobile Shelters (AMS). There are six variants of AMS and all are manufactured of lightweight aluminum, feature 463L locking detent rails, and are Air Transportable/Helicopter Slingable. When stowed, our Small AMS (SAMS) fit into a single pallet position on any aircraft with the 463L cargo system, while our Light AMS (LAMS) fit into just two pallet positions.

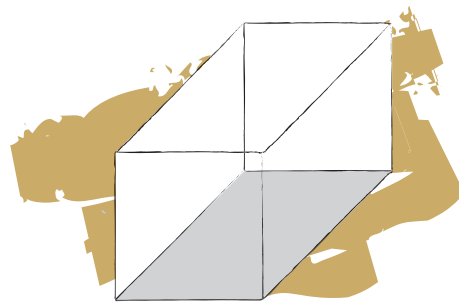
Both the Small and Light product lines are offered in non-expandable, soft-sided expandable, and hard-sided expandable variants that triple the environmentally protected workspace. Dimensions below represent the approximate exterior deployed footprints.

Once the base model is determined, we can configure and integrate it to meet your specific mission requirements. We are experts in "Tactical Packaging" of diverse hardware and software components into a system footprint having the lightest weight and cube possible. Our integration includes advanced power and environmental conditioning modules as well as racks, communications panels, and more.

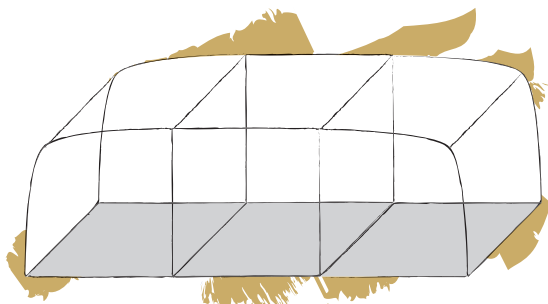
Our customer-focused approach allows us to manufacture and integrate each product on a made-to-order basis to offer you the latest shelter manufacturing and integration technology available.



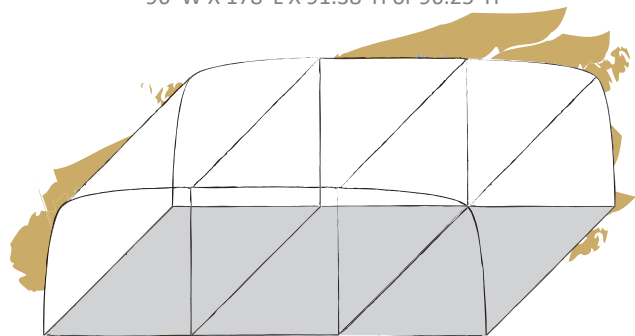
Small Air Mobile Shelter (SAMS)
88"W X 108"L X 91.38"H or 96.25"H



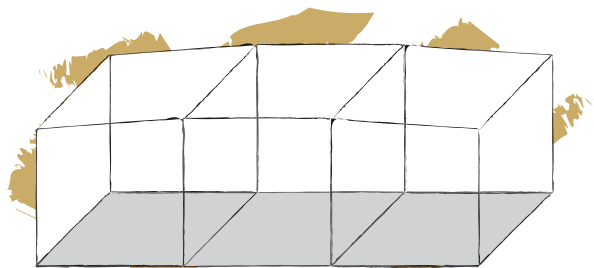
Light Air Mobile Shelter (LAMS)
96"W X 178"L X 91.38"H or 96.25"H



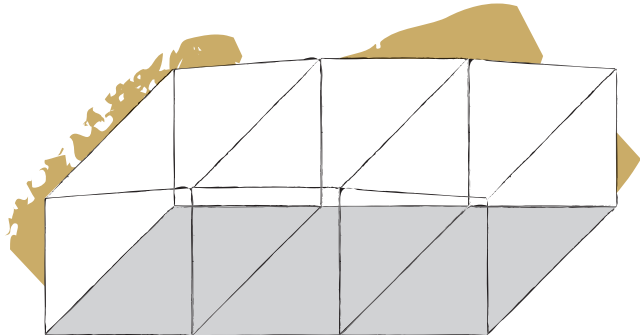
Expandable Small Air Mobile Shelter (ESAMS)
260"W X 108"L X 96.25"H



Expandable Light Air Mobile Shelter (ELAMS)
266"W X 178"L X 91.38"H or 96.25"H



Hard-Sided Expandable Small Air Mobile Shelter (HESAMS)
245.38"W X 108"L X 96.25"H



Hard-Sided Expandable Light Air Mobile Shelter (HELAMS)
258"W X 178"L X 96.25"H

STANDARD AMS FEATURES

• indicates feature is standard on particular shelter

STEP 1: Pick Your Base Shelter

Choose the base shelter that will meet your requirements.
Listed below are features that come standard with each shelter.

STANDARD FEATURES	SAMS-58100	ESAMS-58203	HESAMS-58205
DIMENSIONS & WEIGHTS			
Exterior Dimensions-stowed*	88"W X 108"L X 91.38"or 96.25"H	88"W X 108"L X 96.25"H	88"W X 108"L X 96.25"H
Interior Dimensions-stowed*	80.6"W X 100.6"L X 81.65"or X 86.5"H	80.91"W X 100.6"L X 86.5"H	68"W X 100.6"L X 86.5"H
Exterior Dimensions-deployed*	-	260"W X 108"L X 96.25"H	245.38"W X 108"L X 96.25"H
Interior Dimensions-deployed*	-	252.5"W X 100.6"L X 86.5"H	243"W X 95"L X 86.5"H
Floor Area-stowed*	56.5 sq.ft.	56.5 sq.ft.	48 sq.ft.
Floor Area-deployed*	-	170 sq.ft.	162 sq.ft.
Empty Weight	3,000 lbs.**	3,690 lbs.**	4,410 lbs.**
Gross Weight	10,000 lbs.	10,000 lbs.	10,000 lbs.
TRANSPORTABILITY			
Air Lift Certified (MIL-STD-913)	Certified-Max 12,000 lbs.	Certified-Max 12,000 lbs.	Certifiable-Max 12,000 lbs.
Helo External Air Transport (MIL-STD-913/209)	Certifiable-Max 10,000 lbs.	Certifiable-Max 10,000 lbs.	Certifiable-Max 12,000 lbs.
Transport by High Speed Mobility Wheel Set (not included)	•	•	•
Removable Detent Rails for Air Transport	•	•	•
Rail Transport	Max 11,000 lbs.	Max 11,000 lbs.	Max 11,000 lbs.
4-Way Forkliftable	•	•	•
Tie-Down Rings (installed in floor)	•	•	•
ELECTRICAL			
120/208VAC/3PH/60A/60Hz Power	•	•	•
60A Input Power Connector	•	•	•
50-ft. Shore Power Cable Mates w/Input	1	1	1
Ground Rod Kit	1	1	1

STANDARD FEATURES	LAMS-58201	ELAMS-58202	HELAMS-58204
DIMENSIONS			
Exterior Dimensions-stowed*	96"W X 178"L X 91.38"H	96"W X 178"L X 91.38"or 96.25"H	96"W X 178"L X 96.25"H
Interior Dimensions-stowed*	92.3"W X 174.3"L X 81"H	92.6"W X 174.3"L X 81"or 87"H	79.7"W X 174.3"L X 87"H
Exterior Dimensions-deployed*	-	266"W X 178"L X 91.38"or 96.25"H	258"W X 178"L X 96.25"H
Interior Dimensions-deployed*	-	263"W X 174.3"L X 81"or 87"H	256"W X 174.3"L X 87"H
Floor Area-stowed*	111 sq.ft.	112 sq.ft.	96 sq.ft.
Floor Area-deployed*		319 sq.ft.	310 sq.ft.
Empty Weight	3,990 lbs.**	3,840 lbs.** (91.4"); 4080 lbs. (96")	6,445 lbs.**
Gross Weight	15,000 lbs.	15,000 lbs.	15,000 lbs.
TRANSPORTABILITY			
Air Lift Certified (MIL-STD-913)	Certified-Max 15,000 lbs.	Certifiable-Max 15,000 lbs.	Certified-Max 15,000 lbs.
Helo External Air Transport (MIL-STD-913/209)	Certifiable-Max 13,240 lbs.	Certified-Max 13,240 lbs.	Certifiable-Max 13,240 lbs.
Transport by High Speed Mobility Wheel Set (not included)	•	•	•
Removable Detent Rails for Air Transport	•	•	•
Rail Transport	Max 11,000 lbs.	Max 11,000 lbs.	Max 11,000 lbs.
2-Way Forkliftable	•	•	•
Tie-Down Rings (installed in floor)	•	•	•
ELECTRICAL			
120/208VAC/3PH/60A/60Hz Power	•	•	•
60A Input Power Connector	•	•	•
50-ft. Shore Power Cable Mates w/Input	1	1	1
Ground Rod Kit	1	1	1

*All dimensions are without generators; **All tare weights are without ECUs or generators;

AMS CONFIGURATIONS

• indicates item is suitable for particular shelter

STEP 2: Pick Your Configuration

Decide how you want your shelter configured. Items listed below are available options to customize your shelter the way you want.

SHELTER OPTIONS*	SAMS	ESAMS	HESAMS	LAMS	ELAMS	HELAMS
COLOR						
Exterior (Green, Tan, Black, Grey, Orange, White, Camo, Other)	•	•	•	•	•	•
Interior (Bright White, Non-Permeable)	•	•	•	•	•	•
FLOORING						
1/8" Thick Aluminum Tread Plate Flooring	•	•	•	•	•	•
1/8" Gray Anti-Skid Flooring	•	•	•	•	•	•
DOORS						
Additional Personnel Entry Flap on Canvas Side	-	•	-	-	•	-
Additional Personnel Entry Doors on Expanded Side Wall	-	-	•	-	-	•
Additional Door on Side Panels	-	-	-	•	-	-
Decompression Door	•	•	•	•	•	•
High Security CDX-09 Personnel Door Lock	•	•	•	•	•	•
Medium Security Simplex Cypher Personnel Door Lock	•	•	•	•	•	•
ELECTRICAL SYSTEM						
INPUT POWER						
120/208 VAC, 3-PH, 60Hz, (standard)	•	•	•	•	•	•
120/240 VAC, 1-PH, 60 Hz	•	•	•	•	•	•
220/380 VAC, 3-PH, 50 Hz	•	•	•	•	•	•
INPUT CURRENT						
60-Amp	•	•	•	•	•	•
100-Amp	•	•	•	•	•	•
POWER OUTPUT						
120/208 VAC, 3-PH, 60 Hz, 60A	•	•	•	•	•	•
120 VAC/60 Hz Duplex	•	•	•	•	•	•
POWER CONNECTORS/PLUGS						
MIL-C-22992, "Class L"	•	•	•	•	•	•
Industrial (Hubbell)	•	•	•	•	•	•
SLAVE CABLE (cable with plug & receptacle):						
25 ft, 50ft, 75 ft, 100 ft	•	•	•	•	•	•
SHORE POWER CABLE (cable w/receptacle only)						
25 ft, 50ft, 75 ft, 100 ft	•	•	•	•	•	•
ON-BOARD POWER OPTIONS						
Transient Voltage Surge Suppression (TVSS)	•	•	•	•	•	•
Power Monitor	•	•	•	•	•	•
Auto Transfer Switch Option	•	•	•	•	•	•
LIGHTING						
Hard Mounted Fluorescent Lighting	•	•	•	•	•	•
Hard Mounted LED Lighting	•	•	•	•	•	•
Deployable Lights	-	-	•	-	•	•
Blackout Lighting	•	•	•	•	•	•
Emergency Backup Lighting (requires LED lighting)	•	•	•	•	•	•

*If you don't see what you're looking for, contact our sales department for information on customizing your shelter with exactly what you need.

AMS CONFIGURATIONS

• indicates item is suitable for particular shelter

STEP 2: Pick Your Configuration

Decide how you want your shelter configured. Items listed below are available options to customize your shelter the way you want.

SHELTER OPTIONS*	SAMS	ESAMS	HESAMS	LAMS	ELAMS	HELAMS
ENVIRONMENTAL CONTROL UNIT (ECU)						
24K Single Fixed or Slide In/Out; or Dual Fixed ECU	•	•	•	•	•	•
30K Single Fixed or Slide In/Out; or Dual Fixed ECU	•	•	•	•	•	•
36K Single Fixed or Slide In/Out; or Dual Fixed ECU	•	•	•	•	•	•
42K Single Fixed or Slide In/Out; or Dual Fixed ECU	•	•	•	•	•	•
GENERATOR						
20KW Diesel w/25Gal/Day Tank w/Auxiliary Fuel Quick Disconnects; 120/208V/3PH/60Hz/20KW; 1,460 lbs.	-	-	-	•	•	•
32KW Diesel w/Auxiliary Fuel Quick Disconnects; 120/208V/3PH/60Hz/32KW; 1,690 lbs.	-	-	-	•	•	•
Skid-Mounted Generator	•	•	•	•	•	•
DEHUMIDIFIER	•	•	•	•	•	•
HIGH SPEED MOBILITY WHEEL SETS						
HSMWS 12,000 lb. Capacity	•	•	•	•	•	•
Heavy Duty HSMWS 14,500 lb. Capacity	•	•	•	•	•	•
Optional "Run Flat" Tires	•	•	•	•	•	•
HELO SLING CHAINS (required when lifting shelter w/wheel sets)	-	-	-	•	•	•
BREATHER VALVE	•	•	•	•	•	•
WINDOWS (customer specify location)	•	•	•	•	•	•
RAMPS	•	•	•	•	•	•
VESTIBULE CONNECTION KIT	•	•	•	•	•	•
EQUIPMENT/SERVER RACKS	•	•	•	•	•	•
COMMUNICATION PANELS (customer to specify connectors)	•	•	•	•	•	•
SAFETY KIT (axe, flashlight, first-aid kit, fire extinguisher)	•	•	•	•	•	•
EXTERNAL LEVELING KIT STORAGE BOX	•	•	•	•	•	•
STANDARD LEVELING KIT						
Main Section (4 Each w/2,500 lb. Capacity)	•	•	•	•	•	•
Expandable Section (4 Each 2/1,000 lb. Capacity)	-	•	•		•	•
HEAVY DUTY LEVELING JACKS (5,000 lb. Capacity)	•	•	•	•	•	•
QEAM MOUNTS FOR MAST	•	•	•	•	•	•

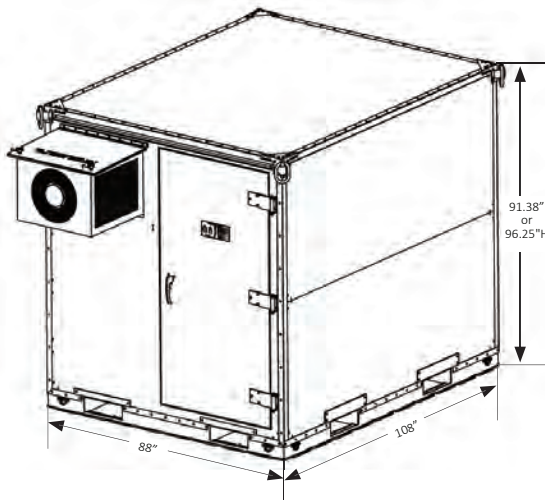


HESAMS shown with ECU, power distribution system, and work table

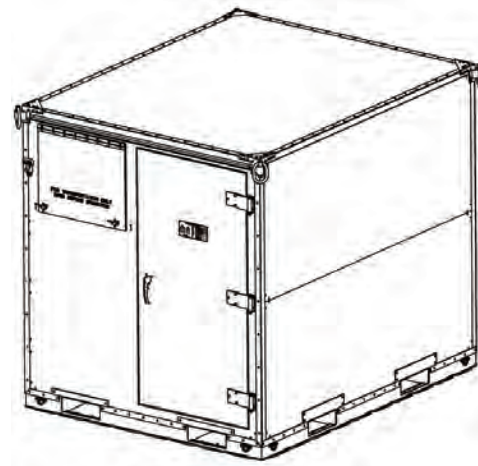


HELAMS shown utilizing High Speed Mobility Wheel Set

*If you don't see what you're looking for, contact our sales department for information on customizing your shelter with exactly what you need.



SAMS shown deployed with ECU



SAMS shown stowed with ECU

P/N	NSN	COLOR	GSA	DLA
58100-001	8145-01-486-2409	GREEN	●	
DIMENSIONS				
EXTERIOR	88"W X 108"L X 91.38"H or 96.25"H			
INTERIOR	80.6"W X 100.6"L X 81.65"H or 86.5"H			
TARE WEIGHT	PAYLOAD CAPACITY	MAXIMUM WEIGHT		
3,000 lbs.	7,000 lbs.	10,000 lbs.		
POWER	120-208VAC/3PH/60A/60Hz			
ECU	24K BTU-Cool/18K BTU-Heat/Slide In/Out			
FLOORING	Aluminum Tread Plate			
SHORE POWER	25-ft. Shore Power Cable			



SAMS shown with ECU unit in operational mode

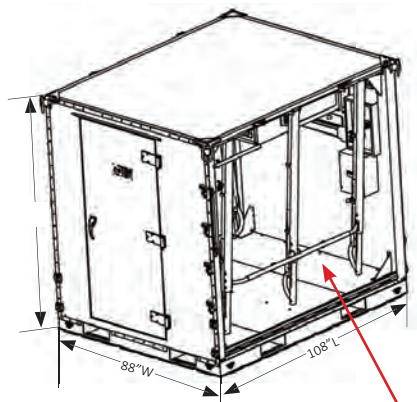
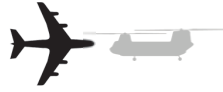


Interior view of SAMS shown with optional cabinets and shelving

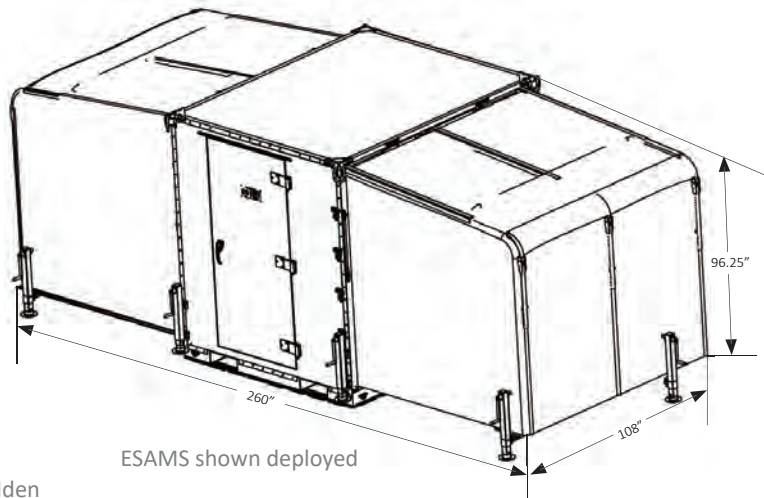
FEATURES

- Environmentally controlled shelter designed for multiple uses
- Sized for transport on most cargo aircraft
- Immediate ready-for-action status upon deployment
- Lightweight, clean, environmentally controlled space with a securable single-entry door
- Can be custom designed and equipped with shelves, racks, specialized lighting and dehumidification equipment
- See Standard Shelter Features starting on page 3.2.1
- See Shelter Accessories starting on page 3.5.1

For more information or for a single part number for a customized shelter, call 800-355-2015



ESAMS single door shown stowed



ESAMS shown deployed

P/N	NSN	COLOR	GSA	DLA
58203-001 Single Door	8145-01-493-7449	GREEN	●	●
58203-002 Single Door		TAN	●	●
58203-007 Double Door		GREEN	●	●
58203-008 Double Door		TAN	●	●
DIMENSIONS				
STOWED EXTERIOR	88"W X 108"L X 96.25"H			
STOWED INTERIOR	80.91"W X 100.6"L X 86.5"H			
DEPLOYED EXTERIOR	260"W X 108"L X 96.25"H			
DEPLOYED INTERIOR	252.5"W X 100.6"L X 86.5"H			
TARE WEIGHT	PAYLOAD CAPACITY		MAXIMUM WEIGHT	
3,690 lbs.	6,950 lbs.		10,000 lbs.	
POWER	120-208VAC/3PH/60A/60Hz			
ECU	36K BTU-Cool/18K BTU-Heat/Slide In/Out			
FLOORING	Aluminum Tread Plate			
SHORE POWER	P/N 60352-039			
CANVAS INSTALLATION	P/N 60506-001/002			

For more information or for a single part number for a customized shelter, call 800-355-2015



Front view of an Expandable Small Air Mobile Shelter with double doors

FEATURES

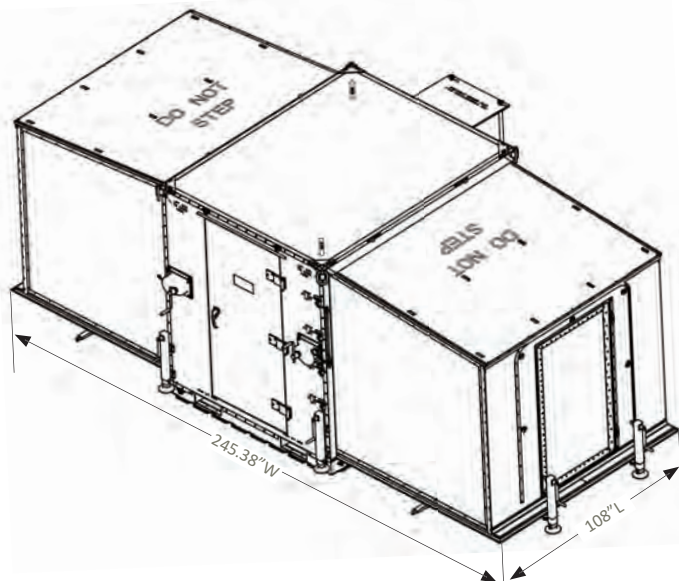
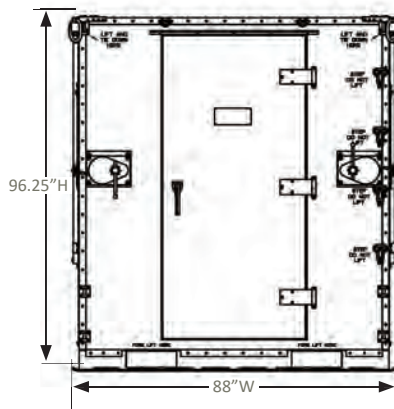
- 3-in-1 soft-sided expandable version of our 1-pallet-position Small Air Mobile Shelter (SAMS)
- Climate-controlled workspace for a wide variety of missions
- All perimeter walls, ceiling, and floor are insulated to increase range of potential mission applications under a wide variety of environmental conditions
- Rigid walls of stowed container fold down to serve as floors in expanded mode
- Side rooms enclosed within durable fabric walls and ceiling and supported by simple struts
- One person can deploy in less than 15 minutes
- Can be transported on and off road via trailer and wheel set using commercial pickup trucks
- See Shelter Accessories on page 3.5.1

APPLICATIONS

- Mobile space for administrative, security, and C4I functions
- Maintenance and repair functions
- Kitchens, medical clinics and laboratories
- Parts storage and distribution

HESAMS

Hardside Expandable Small Air Mobile Shelter



P/N	NSN	COLOR	GSA	DLA
58205-003-A03		GREEN		
58205-003-A07		TAN		
DIMENSIONS				
STOWED EXTERIOR	88"W X 108"L X 96.25"H			
STOWED INTERIOR	68"W X 100.6"L X 86.5"H			
DEPLOYED EXTERIOR	245.38"W X 108"L X 96.25"H			
DEPLOYED INTERIOR	243"W X 95"L X 86.5"H			
TARE WEIGHT	PAYLOAD CAPACITY	MAXIMUM WEIGHT		
4755 lbs. (58205-003)	5,245 lbs.	10,000 lbs.		
RAMP	58205-204-B02			
POWER	120-208VAC/3PH/60A/60Hz			
ECU	36K BTU-Cool/18K BTU-Heat/Slide In/Out			
FLOORING	Aluminum Tread Plate			
SHORE/SLAVE POWER	Both 60A/50-ft. Long			



HESAMS (58205-003) shown stowed

FEATURES

- Hardsided 3-in-1 expandable version of our 1-pallet-position Small Air Mobile Shelter (SAMS)
- Climate-controlled workspace for a variety of missions
- Wing-walls of closed container fold down to serve as floors in expanded mode
- Side "rooms" enclosed within durable aluminum skin, foam and beam walls and ceiling
- Two people can deploy in less than 15 minutes
- Can be transported on and off road via trailer and wheel set using commercial pick up trucks
- See Shelter Accessories on page 3.5.1

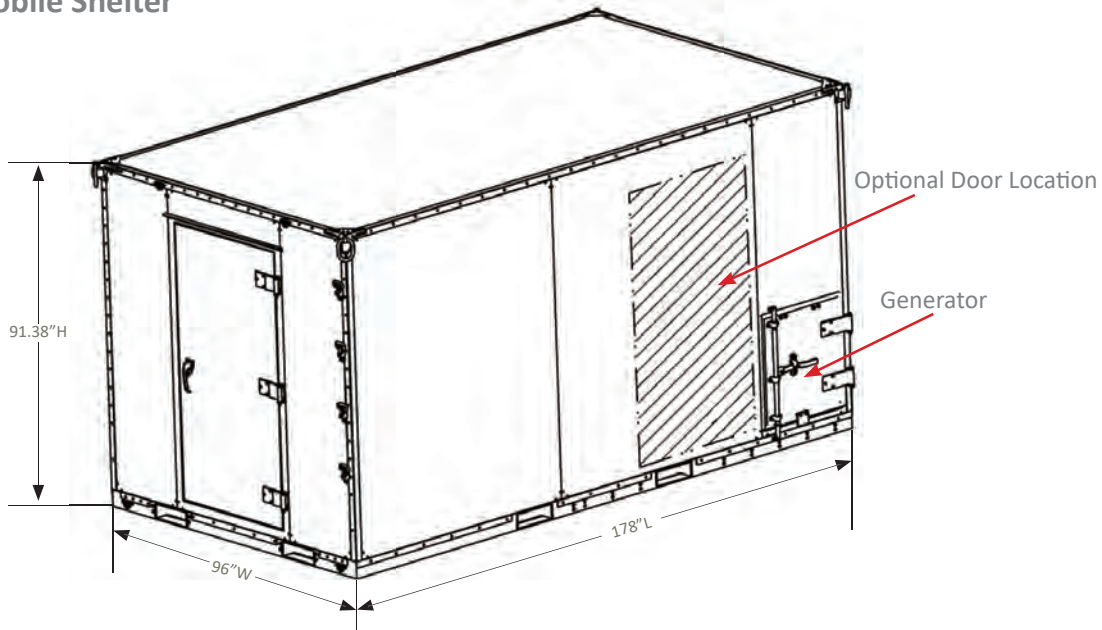
APPLICATIONS

- Mobile space for administrative, security, and C4I functions
- Maintenance and repair functions
- Medical clinics and laboratories
- Parts storage and distribution



HESAMS (58205-003) expanded to full size showing front personnel door, treadplate flooring, and ramp

For more information or for a single part number for a customized shelter, call 800-355-2015



P/N	NSN	COLOR	GSA	DLA
58201-006	5410-01-477-6800	GREEN	●	
58201-010		TAN		
DIMENSIONS				
EXTERIOR	96"W X 178"L X 91.38"			
INTERIOR	92.3"W X 174.3"L X 81"H w/o generator 92.3"W X 140"L X 81"H w/generator			
TARE WEIGHT	PAYLOAD CAPACITY		MAXIMUM WEIGHT	
3,990 lbs.	11,010 lbs.		15,000 lbs.	
POWER	120-208VAC/3PH/60A/60Hz			
ECU	36K BTU-Cool/18K BTU-Heat/Fixed			
GENERATOR	20KW Northern Lights 86301-554 Auto Start			
DEHUMIDIFIER	86201-002			
WINDOW	Sliding Window			
FLOORING	Aluminum Tread Plate			
SLAVE POWER	100A/50-ft. Long			



LAMS (58201-006) front view with open door

FEATURES

- Multi-use shelter designed for rapid deployment and prolonged use in austere conditions
- One person can deploy in less than 15 minutes
- Can be transported on and off road via trailer and wheel sets using commercial trucks
- See Shelter Accessories on page 3.5.1

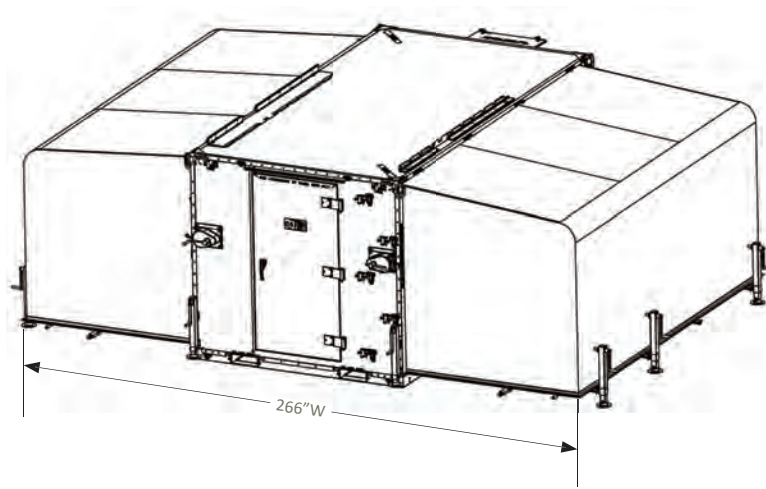
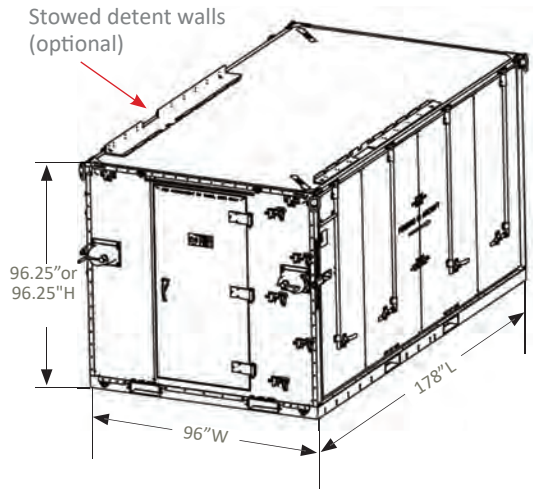
APPLICATIONS

- Command and control center
- Dive locker
- Maintenance and repair functions
- Medical clinics and laboratories
- Parts storage and distribution



LAMS with High Speed Mobility Wheel Set, ECU, and Generator

For more information or for a single part number for a customized shelter, call 800-355-2015



P/N	NSN	COLOR	GSA	DLA
58200-022 (91.38"H)	8145-01-494-5922	GREEN	●	●
58200-020 (91.38"H)	8145-01-468-5926	TAN	●	●
58200-052 (96.25"H)		GREEN	●	●
58200-053 (96.25"H)		TAN	●	●
DIMENSIONS				
STOWED EXTERIOR	96"W X 178"L X 91.38" or 96.25"H			
STOWED INTERIOR	92.6"W X 174.3"L X 81" or 87"H			
DEPLOYED EXTERIOR	266"W X 178"L X 91.38" or 96.25"H			
DEPLOYED INTERIOR	263"W X 174.3"L X 81" or 87"H			
TARE WEIGHT	PAYLOAD CAPACITY		MAXIMUM WEIGHT	
3,840 lbs. 91.4"H	11,160 lbs.		15,000 lbs.	
4,080 lbs. 96.25"H	10,920 lbs.		15,000 lbs.	
POWER	120-208VAC/3PH/60A/60Hz			
ECU	36K BTU-Cool/18K BTU-Heat/Slide In/Out			
FLOORING	Aluminum Tread Plate			
CANVAS	P/N 60386-002/001/005/006			
SAFETY KIT	60389-002			
STRUT ASSEMBLY	58200-245/243			



ELAMS deployed in expanded mode.

FEATURES

- Designed to function mounted on a vehicle or on the ground
- Fits on most military and commercial trucks as well as flatracks
- 2-Way Forkliftable using standard 10,000 lb. forklift with 72\" tines
- Can be easily erected in minutes by two people and be ready for short- or long-term missions
- See Shelter Accessories on page 3.5.1

APPLICATIONS

- Command Posts
- Sleeping Quarters
- Field Kitchens
- Ablution Units
- Medical Facilities
- Shower Complexes
- Workshops
- Briefing Rooms




ELAMS deployed and configured with an ablation unit

For more information or for a single part number for a customized shelter, call 800-355-2015

ELAMS TOC

Expandable Light Air Mobile Shelter Tactical Operations Center



ELAMS TOC



Two ELAMS TOCs deployed and complexed together

The Expandable Air Mobile Shelter Tactical Operations Center (ELAMS TOC) is a mobile facility with the primary mission of providing an effective and reliable space for the execution of battlefield command and control activities.

FEATURES

- 2-Way Forkliftable using standard 10,000 lb. forktruck with 72" tines
- Completely self-contained and can be quickly and easily erected in minutes by two people and be ready for short- or long-term missions
- Comes with High Speed Mobility Wheel Set (including tie-down chains) that can be quickly attached using connector points on either end of the shelter (can be ordered without High Speed Mobility Wheel Set if you prefer)
- Equipped with tie-down rings in the floor to secure loose cargo during transport
- Transportable: Sea Lift: on standard 20 or 40 Flatracks; Trailer or Truck Lift: military standard; Helo-Sling; or Aircraft, both fixed wing (two C-130 pallet positions) and external lift
- Equipped with two Environmental Control Units (ECU)- 300 lbs. each.; Cooling Capacity: 36K BTU/hr each; Heating Capacity: 18K BTU/hr each; Size: 46" X 26.5" X 19.75"; Refrigerant: R-134a
- Equipped with a dehumidification system to ensure all supplies/tools/test equipment, etc. are constantly maintained in the best possible condition for storage
- 120/208VAC, 3-PH-Y, 60A, 60Hz power distribution panel comes standard and provides power to the permanently mounted 110V electrical outlets
- Diesel powered 20kW Genset with 120/208VAC, 3-PH-Y, 60Hz power to provide auxiliary power supply
- Standard lighting package consists of permanently mounted and portable fluorescent lights
- Special input panel provided for the attachment of communication cables to the ELAMS

ELAMS TOC COMMAND POST			
PART NUMBER	COLOR	GSA	DLA
58202-041*	GREEN	●	●
58202-043*	TAN	●	●
*includes Two-Tiered Table and Two Radio Racks			
TARE WEIGHT			
8,455 lbs. (plus 3,500 lbs for HSMWS)			
ELAMS TOC BRIEFING ROOM			
PART NUMBER	COLOR	GSA	DLA
58202-042**	GREEN	●	●
58202-044**	TAN	●	●
**includes Fold Down Table on Long Side (178" L)			
TARE WEIGHT			
7,925 lbs. (plus 3,500 lbs for HSMWS)			
DIMENSIONS			
EXTERIOR STOWED	96"W X 178"L X 96.25" H		
INTERIOR STOWED	92.6"W X 174"L X 87"H (112 sq.ft. floor)		
EXTERIOR DEPLOYED	266"W X 178"L X 96.25" H		
INTERIOR DEPLOYED	263"W X 174"L X 87"H (319 sq.ft. floor)		
MAXIMUM GROSS WEIGHT			
Internal Air Transport (IAT)	15,000 lbs. with Wheel Sets		
Internal Air Transport (IAT)	15,000 lbs. w/Detent Rail System		
External Air Transport (EAT)	15,000 lbs. with Wheel Sets		
MIL-STD-209K Tie-Down (Rail)	11,000 lbs.		

For more information or for a single part number for a customized shelter, call 800-355-2015

ELAMS TOC OPTIONS

ECU shown with cover (optional)

Durable Softwall Cover with opaque insulation layer and inner liner. UV resistant and weatherproof.

Optional Camo Netting stores on top

Watertight Rubber Gasket prevents leakage at critical interface



High Speed Mobility Wheel Set

Leveling Jacks allow for rapid deployment without the aid of hydraulics or electricity

20Kw Tactical Quiet Generator

Coating CARC Paint

Container Cam-Locks secure foldout sides for transport



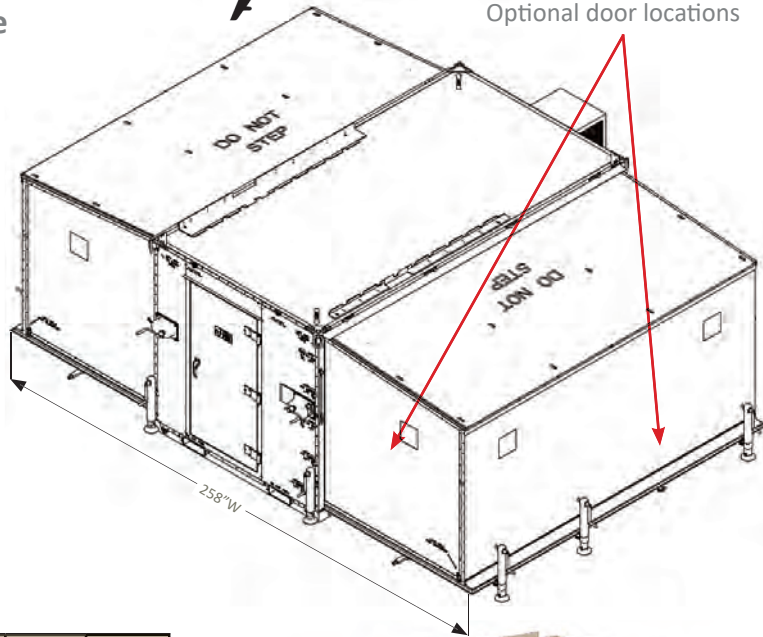
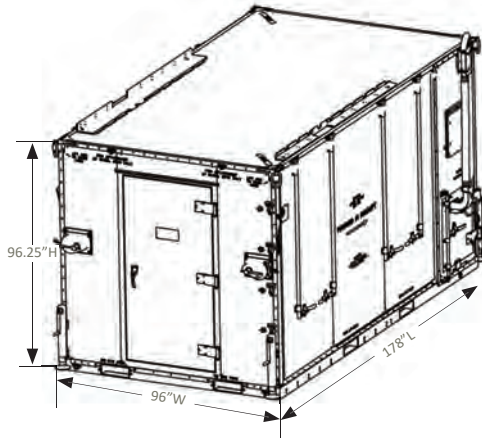
ELAMS TOC interior views of command post

HELAMS

Hardside Expandable Light Air Mobile Shelter



Optional door locations



P/N	NSN	COLOR	GSA	DLA
58204-001	8145-01-507-8684	GREEN	●	
58204-002	8145-01-507-8115	TAN	●	
DIMENSIONS				
EXTERIOR STOWED	96"W X 178"L X 96.25"H			
INTERIOR STOWED	79.7"W X 174.3"L X 87"H			
EXTERIOR DEPLOYED	258"W X 178"L X 96.25"H			
INTERIOR DEPLOYED	256"W X 174.3"L X 87"H			
TARE WEIGHT	PAYLOAD CAPACITY		MAX GROSS WEIGHT	
6,445 lbs.	9,210 lbs.		15,000 lbs.	
POWER	120-208VAC/3PH/60A/60Hz			
ECU	42K BTU-Cool/18K BTU-Heat/Slide In/Out			
FLOORING	Aluminum Tread Plate			
SHORE/SLAVE POWER	100A/50-ft. Long			



HELAMS positioned on a High Speed Mobility Wheel Set

FEATURES

- Eight windows with blackout shade
- One removable winch assembly per side to lower the side wall assembly
- Four main leveling jacks and six side leveling jacks
- Mobility wheel set adapter provision
- Rubber membrane threshold system



HELAMS fully deployed



HELAMS MARK V (P/N 58204-003) shown with windows and ECU

For more information or for a single part number for a customized shelter, call 800-355-2015

20-FOOT ISO SHELTERS

AAR Mobility Systems' 20-foot ISO Shelters (TFI) are unique in that they are lightweight, deploy quickly and intuitively, and are readily air-transportable in the C-130 with their moveable corner blocks, roller plates, and 463L-compatible detachable detent rails - which eliminate the need for pallets and chains at the airfield (U.S. Patent No. US 7,717,290 B2).

Our shelters are designed to meet all key performance specifications of ASTM E-1925, ASTM E-1976, ISO 1496-1 and -2, ISO 1161-1990, and ISO 668-1995.

Our integration capabilities include all forms of Command, Control, Computers, Communications, Intelligence, Surveillance, and Reconnaissance (C4ISR); as well as expeditionary systems such as showers, latrines, laundries, and power generation units. The overall objective of our system integration process is to provide a system that not only meets performance requirements, but also maximizes the use of standardized parts and uses common components and layouts that can be employed in multi-vehicle and multi-node C4I system programs.



TFI STANDARD FEATURES

STEP 1: Pick Your Base Shelter

Choose the base 20-foot ISO shelter that will meet your requirements. Listed below are features that come standard with each shelter.

STANDARD FEATURES	TFI NON-EXPANDABLE SHELTER		2:1 TFI EXPANDABLE SHELTER		3:1 TFI EXPANDABLE SHELTER	
PART NUMBER	58301 w/Mechanical Room	58302 Full Length	58306 w/Mechanical Room	58308 Full Length*	58305 w/Mechanical Room	58307 Full Length*
DEPLOYED DIMENSIONS	96"W X 238.4"L X 96"H**		167"W X 238.4"L X 96"H**		239"W X 238.4"L X 96"H**	
INTERIOR (FL) Main Section		86.7"W X 228.9"L X 85.9"H (wall to wall)**		79.4"W X 228.3"L X 85.9"H (wall to wall)**		74.2"W X 228.3"L X 85.9"H (wall to wall)**
INTERIOR (MR) Main Section	77.9"W X 157.3"L X 85.9"H (wall to wall)**		77.9"W X 157.3"L X 85.9"H (wall to wall)**		77.9"W X 157.3"L X 85.9"H (wall to wall)**	
INTERIOR (MR) Mechanical Rm	86.7"W X 42.7"L X 85.9"H (wall to wall)**		86.7"W X 42.5"L X 85.9"H (wall to wall)**		86.7"W X 42.5"L X 85.9"H (wall to wall)**	
INTERIOR Small Expanded Section					80.9"W X 182.1"L X 74"H (wall to wall)**	
INTERIOR Large Expanded Section			79.5"W X 199.2"L X 78.9"H (wall to wall)**		79.5"W X 199.2"L X 78.9"H (wall to wall)**	
EMPTY WEIGHT	4,330 lbs.	4,000 lbs.	6,200 lbs.	varies	8,400 lbs.	varies
PAYLOAD CAPACITY	15,670 lbs.	16,000 lbs.	13,800 lbs.	varies	11,600 lbs.	varies
MAX GROSS WEIGHT	20,000 lbs.		20,000 lbs.		20,000 lbs.	
FIXED CORNER BLOCKS	QTY 4		QTY 4		QTY 4	
ALUMINUM FRAME	●		●		●	
FOAM & BEAM PANELS	●		●		●	
CSC CERTIFIED 6-HIGH STACKABLE	●		●		●	

*Products in development. **Dimensions listed are typical. Actual dimensions may vary based on customer requirements.



Interior images of a 3:1 Expandable ISO Shelter configured with two ECU's, power distribution panels, and fold-down shelving

TFI CONFIGURATION OPTIONS

STEP 2: Pick Your Configuration

Decide how you want your shelter configured. Items listed below are available options to customize your shelter the way you want.

CONFIGURATION OPTIONS	NON-EXPAND TFI	2:1 EXPANDABLE	3:1 EXPANDABLE
LOWER ISO CORNER BLOCKS			
Fixed (Standard)	•	•	•
Manual Jacks (24" extension) QTY 4	•	•	•
Electric Jacks (24" extension) QTY 4	•	•	•
Retractable Block QTY 4	•	•	•
EMI SHIELDING	•	•	•
ELECTRICAL SYSTEM			
INPUT POWER			
120/208V/3PH/60Hz (standard)	•	•	•
120/240V/1PH/60Hz	•	•	•
220/380V/3PH WYE/50Hz	•	•	•
INPUT POWER CONNECTOR			
MIL-C-22992, Class L (MEPDIS)	•	•	•
Industrial (Hubbell)	•	•	•
ON-BOARD POWER OPTIONS (REQUIRES MR)			
None (standard)	•	•	•
32kW/120/208V/3PH/60Hz	•	•	•
20kW/120/208V/3PH/60Hz	•	•	•
10kW/120/208V/3PH/60Hz	•	•	•
10kW Tactical Quiet Generator	•	•	•
POWER OUTPUT			
120/208V/3PH/60Hz/60A	•	•	•
120V Duplex	•	•	•
LIGHTING TYPES			
LED (standard)- Emergency & Blackout available	•	•	•
Fluorescent - Blackout available	•	•	•
HVAC			
On-Board ECU (requires MR)	•	•	•
Off-Board ECU (e.g. Skid, Trailer)	•	•	•
Ports Only w/Two 16" Openings (standard)	•	•	•
Vent Fan	•	•	•
OPTIONAL HVAC			
Sun Shade	•	•	•
Dehumidifier	•	•	•
On-Board Gas Particle Filter Unit (GPFU)	•	•	•
COMMUNICATIONS			
Single Communications Waterfall Pan	•	•	•
Double Communications Waterfall Pan	•	•	•
MOBILITY ACCESSORIES			
ISO Mobilizer & Adapter	•	•	•
Trailers	•	•	•
OTHER ACCESSORIES			
Personnel Stairs	•	•	•
Platform	•	•	•
Vestibule/Breezeway Interface	•	•	•
Mezzanine	•	•	•
Ramps - 4-ft. or 14-ft.	•	•	•
Ground Rod Kit/Hammer	•	•	•
Safety Kit	•	•	•
Tie-Down Nets/Fittings/Seat Track Fittings	•	•	•
Cables - Shore Power or Slave in various lengths	•	•	•
Jack Support Pads (set of 4)	•	•	•

20-FOOT ISO SHELTER



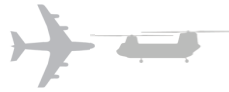
A non-expandable, versatile and rugged deployment system

PART NUMBER	
58301-TBD*	with Mechanical Room (MR)
58302-TBD*	Full Length (FL)
DIMENSIONS	
EXTERIOR	96"W X 238.4"L X 96"H**
INTERIOR (FL) wall to wall	86.7"W X 228.9"L X 85.9"H**
INTERIOR (MR) wall to wall	Main: 77.9"W X 157.3"L X 85.9"H** MR: 86.7"W X 42.7"L X 85.9"H**
NOMINAL TARE WEIGHT	
4,000 lbs.	Full Length, no MR
4,330 lbs.	w/MR and Fixed Corner Blocks
7,330 lbs.	w/MR, 20K Generator, 42K ECU, and Manual Jacks
MAX GROSS WT	FLOOR WEIGHT RATING
20,000 lbs.	Uniform Load: 65 lbs./sq.ft.
	Concentrated Load: 2,000 lbs. over 4 sq.ft.

*To be determined by customer requirements

**Dimensions and weights listed are typical. Actual dimensions and weights may vary based on customer requirements.

OPTIONAL CONFIGURATIONS	
Interior Layout	Equipment Racks, Workstations, Furnishings, Electrical Arrangements - can all be tailored to customer specifications
Mechanical Room	Environmental Control Unit, Generator Selection and Arrangement - to suit mission requirements
Door Arrangement	Standard End-Wall Personnel Door - can be relocated and/or supplemented with other doors
Lower ISO Corner Options	Fixed Lower Corner Blocks, Integral Manual Jacks, Integral Electric Jacks, and Retractable Corner Blocks
Complexing	Light-Tight Vestibules - connect shelter to shelter
CBRN Collective Protection	Filters, Positive Pressure Systems, and Protective Entrances
EMI/RFI Shielding	To protect critical battlefield systems



FEATURES

- Aluminum frame with bonded "Foam-and-Beam" structural panels
- ISO Certified for air, land, or sea transport
- CSC Certified - 6-high stackable and 20,000 lb. gross weight rating
- Meets all key performance specifications of ASTM E1925, ASTM E1976, ISO 1161-1990, and ISO 668-1995
- Internal Air Transportable (C-130 and larger military cargo aircraft)
- Fixed Lower Corner Blocks come standard but are not compatible with Air Mobility option
- Air Mobility options (**US & Foreign Patented**)
 - Lower Corner Block options:
 - Integral Manual Jacks
 - Integral Electric Jacks
 - Retractable Corner Blocks
 - Longitudinal Built-In "Roller Plates" interface with aircraft cargo roller conveyors to allow for direct aircraft loading without supplemental pallets
 - Detachable "Detent Rails" - engage aircraft 463L restraint rail system and eliminate need for tie-down chains
- Optional EMI/RFI shielding
- CARC or other exterior coating system per customer specifications
- Highly configurable: electrical system, on-board generator, environmental control unit, power and signal entry panels and distribution systems, door and interior arrangement, etc. - all can be tailored to meet specific end user requirements

APPLICATIONS


- Command, Control, Communications, and Computers (C4)
- C4, Intelligence, Surveillance, and Reconnaissance (C4ISR)
- Tactical Operations Center (TOC)
- CBRNE
- Weapons Control/Tracking
- Mobile Hospital
- Laboratory/Shop/Office
- Medical/Dental Facility
- Ablution Units

AAR
aluminum
ISO shown
with optional
integration




For more information or for a single part number for a customized shelter, call 800-355-2015

20-FOOT ISO SHELTER



Non-expandable 20-Foot ISO Shelter shown with mechanical room



TRANSPORT & HANDLING OPTIONS

ISO Mobilizer (Dolly Set):

- Rugged, easy-to-use, all-terrain rapid deployment option for air-mobile forces
- Load shelter directly into C-130 with mobilizer attached
- 24VDC electro-hydraulic system raises and lowers the shelter

ISO Mobility Trailer:

- Accepts standard 20-foot ISO shelters and containers
- For on-road and medium-duty off-road use

Internal Air Transport:

- Transportable by C-130 and larger military cargo aircraft
- Air Mobility options allow direct loading without supplemental pallets and tie-down chains (USAF certification pending)

Helicopter Sling-Load and Crane Lift:

- Upper ISO corner blocks can be used as sling attachment points (US Army certification pending)

Truck/Chassis:

- Shelter can be transported on any suitable flatbed truck and on standard ISO chassis

Fork Lift:

- One pair of fork tubes per ISO standards



20-Foot ISO Shelter being loaded onto an aircraft



20-Foot ISO Shelter positioned on a flatbed truck for transport



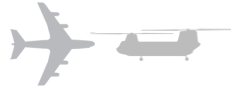
20-Foot ISO Shelter being fork lifted onto a K-Loader



ISO Mobility Trailer is available in 15,000 lb., 18,000 lb., and 28,000 lb. payload capacity

For more information or for a single part number for a customized shelter, call 800-355-2015

2:1 EXPANDABLE 20-FOOT ISO



FEATURES

- 2-in-1 Expandable Shelter System
- ISO Certified for air, land, or sea transport
- CSC Certified 6-High Stackable
- Set-up: 2 trained soldiers, less than 15 minutes
- Expandable side is self-supporting - no additional jacks required
- Fixed Lower Corner Blocks come standard but are not compatible with Air Mobility option
- Air Mobility options (**US & Foreign Patented**)
 - Lower Corner Block options:
 - Integral Manual Jacks
 - Integral Electric Jacks
 - Retractable Corner Blocks
 - Longitudinal Built-In "Roller Plates" interface with aircraft cargo roller conveyors to allow for direct aircraft loading without supplemental pallets
 - Detachable "Detent Rails" - engage aircraft 463L restraint rail system and eliminate need for tie-down chains
- Sidewall door

APPLICATIONS

- Command, Control, Communications, and Computers (C4)
- C4, Intelligence, Surveillance, and Reconnaissance (C4ISR)
- Tactical Operations Center (TOC)
- CBRNE
- Weapons Control/Tracking
- Mobile Hospital
- Laboratory/Shop/Office
- Medical/Dental Facility
- Ablution Units

OPTIONAL CONFIGURATIONS

Interior Layout	Equipment Racks, Workstations, Furnishings, Electrical Arrangements - can all be tailored to customer specifications
Mechanical Room	Environmental Control Unit, Generator Selection and Arrangement - to suit mission requirements
Door Arrangement	Standard End-Wall Personnel Door - can be relocated and/or supplemented with other doors
Lower ISO Corner Options	Fixed Lower Corner Blocks, Integral Manual Jacks, Integral Electric Jacks, and Retractable Corner Blocks
Complexing	Light-Tight Vestibules - connect shelter to shelter
CBRN Collective Protection	Filters, Positive Pressure Systems, and Protective Entrances
EMI/RFI Shielding	60db Attenuation from 100Khz to 10Ghz

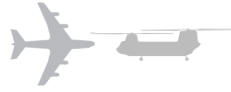


PART NUMBER	
58306-TBD*	with Mechanical Room (MR)
58308-TBD*	Full Length (FL)**
DIMENSIONS	
EXTERIOR STOWED	96"W X 238.4"L X 96"H
INTERIOR STOWED (FL)	77.9"W X 228.9"L X 78.94"H**
INTERIOR STOWED (MR)	Main: 77.9"W X 157.3"L X 78.94"H** MR: 86.7"W X 42"L X 85.9"H**
EXTERIOR DEPLOYED	167"W X 238.4"L X 96"H
INTERIOR DEPLOYED (FL)	Main: 79.4"W X 228.3"L X 85.9"H** Expansion: 79.5"W X 199.2"L X 79.9"H**
INTERIOR DEPLOYED (MR)	Main: 77.9"W X 157.3"L X 85.9"H** MR: 86.7"W X 42"L X 85.9"H** Expansion: 79.6"W X 157.3"L X 78.9"H**
NOMINAL TARE WEIGHT	
6,200 lbs.	w/MR and Fixed Corner Blocks
10,000 lbs.	w/MR, 32K Generator, Two 42K ECUs, & Electric Jacks
MAX GROSS WT	FLOOR WEIGHT RATING
20,000 lbs.	Uniform Load: 65 lbs./sq.ft.
	Concentrated Load: 2,000 lbs. over 4 sq.ft.

*To be determined by customer requirements **Product in development. ***Dimensions and weights listed are typical. Actual dimensions and weights may vary based on customer requirements.



3:1 EXPANDABLE 20-FOOT ISO



FEATURES

- 3-in-1 Expandable Shelter System
- ISO Certified for air, land, or sea transport
- CSC Certified 6-High Stackable
- Set-up: 2 trained soldiers, less than 15 minutes
- Expandable sides are self-supporting - no additional jacks required
- Fixed Lower Corner Blocks come standard but are not compatible with Air Mobility option
- Air Mobility options (*US & Foreign Patented*)
 - Lower Corner Block options:
 - Integral Manual Jacks
 - Integral Electric Jacks
 - Retractable Corner Blocks
 - Longitudinal Built-In "Roller Plates" interface with aircraft cargo roller conveyors to allow for direct aircraft loading without supplemental pallets
 - Detachable "Detent Rails" - engage aircraft 463L restraint rail system and eliminate need for tie-down chains
- Sidewall door

An expandable, versatile and rugged deployment system

PART NUMBER	
58305-TBD*	with Mechanical Room (MR)
58307-TBD*	Full Length (FL)**
DIMENSIONS	
EXTERIOR STOWED	96"W X 238.4"L X 96"H
INTERIOR STOWED (FL)	86.7"W X 228.9"L X 85.9"H**
INTERIOR STOWED (MR)	Main: 65.8"W X 144"L X 74"H** MR: 86.7"W X 42.6"L X 85.9"H**
EXTERIOR DEPLOYED	238.7"W X 238.4"L X 96"H**
INTERIOR DEPLOYED (FL)	Main: 74.2"W X 228.9"L X 85.9"H** Large Room: 79.5"W X 199.2"L X 78.9"H** Small Room: 80.9"W X 182.1"L X 74"H Total: 329.49 sq. ft.
INTERIOR DEPLOYED (MR)	Main: 74.2"W X 184.7"L X 85.9"H** MR: 86.7"W X 42"L X 85.9"H** Large Room: 79.5"W X 199.2"L X 78.9"H** Small Room: 80.9"W X 182.1"L X 74"H** Total: 332.02 sq. ft.
NOMINAL TARE WEIGHT	
8,400 lbs.	w/MR and Fixed Corner Blocks
14,000 lbs.	w/MR, Generator and ECU
MAX GROSS WT	FLOOR WEIGHT RATING
20,000 lbs.	Uniform Load: 65 lbs./sq.ft.
	Concentrated Load: 2,000 lbs. over 4 sq.ft.

*To be determined by customer requirements **Product in development. ***Dimensions and weights listed are typical. Actual dimensions and weights may vary based on customer requirements.



Expandable 20-foot ISO Shelter in stowed position

APPLICATIONS

- Command, Control, Communications, and Computers (C4)
- C4, Intelligence, Surveillance, and Reconnaissance (C4ISR)
- Tactical Operations Center (TOC)
- CBRNE
- Weapons Control/Tracking
- Mobile Hospital
- Laboratory/Shop/Office
- Medical/Dental Facility
- Ablution Units

OPTIONAL CONFIGURATIONS

Interior Layout	Equipment Racks, Workstations, Furnishings, Electrical Arrangements - can all be tailored to customer specifications
Mechanical Room	Environmental Control Unit, Generator Selection and Arrangement - to suit mission requirements
Door Arrangement	Standard End-Wall Personnel Door - can be relocated and/or supplemented with other doors
Leveling/Jack System	Electric-Drive System - levels shelter at user-specified height on uneven terrain
Complexing	Light-Tight Vestibules - connect shelter to shelter
CBRN Collective Protection	Filters, Positive Pressure Systems, and Protective Entrances
EMI/RFI Shielding	60db Attenuation from 100Khz to 10Ghz

3:1 EXPANDABLE 20-FOOT ISO

2 Persons / 30 Minutes



8-ft.W x 20-ft.L x 8-ft.H Shipping Footprint

Total deployed floor space: 238 sq.ft.

20-ft.W x 20-ft.L x 8-ft.H Deployed Footprint

TRANSPORT & HANDLING OPTIONS

ISO Mobilizer (Dolly Set):

- Rugged, easy-to-use, all-terrain rapid deployment option for air-mobile forces
- Load shelter directly into C-130 with mobilizer attached
- 24VDC electro-hydraulic system raises and lowers the shelter

ISO Mobility Trailer:

- Accepts standard 20-foot ISO shelters and containers
- For on-road and medium-duty off-road use

Internal Air Transport:

- Transportable by C-130 and larger military cargo aircraft
- Air Mobility options allow direct loading without supplemental pallets and tie-down chains
- USAF Airlift Certified

Helicopter Sling-Load and Crane Lift:

- With or without attached ISO mobilizer or ISO mobility trailer
- Upper ISO corner blocks can be used as sling attachment points (US Army certification pending)

Truck/Chassis:

- Shelter can be transported on any suitable flatbed truck and on standard ISO chassis

Fork Lift:

- Two sets of fork tubes, per ISO standards




Medical Utility Facility



ISO Mobilizer

3:1 EXPANDABLE 20-FOOT ISO

3:1 20-FOOT ISO SHELTER



APPROX. TARE WEIGHT OF MAJOR OPTIONS

Dual 42K ECUs	1,000 lbs.
32kW Generator	2,000 lbs.
Manual Jacks	187 lbs. each
Electric Jacks	250 lbs. each

WALL MOUNTING AREA

Large Exp.	Above 40 1/8" from floor
Small Exp.	Above 42 1/8" from floor
Wall Weight rating based on customer requirements and mounting provisions used	



Mobile Expandable Container Configuration

Total mobility by air, land or sea, the AAR MECC is the foremost mobile workspace, fully customizable and able to integrate into your existing mobilization mission. This self-contained shelter system is designed to withstand harsh climates and rough handling during transportation. By combining AAR's proven fabric structure technology with the world standard 20-ft. ISO container, AAR delivers an innovative 3-in-1 expanding shelter.

FEATURES

- 20-ft.L X 8-ft.W X 8-ft.H expandable container with top and bottom fittings meeting ISO 1161
- External dimensions per ISO 668 Designation IC (19-ft. 101/2" L X 8-ft.W X 8-ft.H)
- High tensile steel frame
- Rugged steel exterior
- One durable, weatherproof personnel door (42"W X 73 3/4"H)
- Anti-racking container locks
- Foam insulation walls, floors and ceiling
- 18 oz. vinyl-coated polyester and insulated cover in MECC wings
- Non-slip 2.0mm PVC flooring
- Safety equipment and labeling for expandable deployment
- Forklift pockets for both military and commercial forklifts
- Unit compliant with ISO 1496-6 and CSC Certified as such
- 9-high stackable
- Exterior finish in CARC green, CARC tan, or custom finish
- Interior walls covered in heavy duty white powdercoated aluminum
- Exterior fabric in 18 oz. high-tech UV-coated PVC, Reflectix insulation, inside white vinyl liner
- Enclosed winches for lowering and lifting side walls and floors
- Step set for roof access
- Six Side leveling jacks for ground mount
- Four 10,000 lb. capacity corner jacks
- Open style side leveler brackets and receptacles for side and corner support jacks
- Two (2) 16" HVAC Ducts
- Electrical Package including:
 - 100 Amp Electrical Service
 - Eight (8) Light Fixtures (2 removable light fixtures in each wing, 4 fixed in center section);
 - 100 Amp IEC pin and sleeve input located in Power Input Panel
 - Four (4) 110 VAC deployable outlets
 - Six (6) NEMA 5-15R, 15A receptacles
- Technical manual

P/N	NSN	INCLUDES	GSA	DLA
50389-916	8145-01-490-4359	Standard MECC single door/double door w/electric		
50389-932	8145-01-490-4361	Standard MECC single door/single door w/electric		
DIMENSIONS				
EXTERIOR STOWED	96"W X 240"L X 96"H			
EXTERIOR DEPLOYED	264"W X 240"L X 96"H			
INTERIOR STOWED	160 sq.ft.			
INTERIOR DEPLOYED	400 sq.ft.			
TARE WEIGHT		MAXIMUM GROSS WEIGHT		
9,000 lbs.		24,000 lbs.		

APPLICATIONS

- Command Posts
- Sleeping Quarters
- Field Kitchens
- Medical Facilities
- Laundries
- Shower Complexes
- Latrines
- Various Workshops
- Sewage Treatment
- Water Storage Treatment



Command Post configuration

For more information or for a single part number for a customized shelter, call 800-355-2015

OPTIONAL EQUIPMENT

Heating, Ventilation and Air Conditioning
Electrical/Communication/Computer Cabling
Plumbing and Mechanical Systems
Sun Shades
Vestibules, Breezeways and Complexing Kits
Prime and Standby Power Generation
Mobility Wheel Sets
Trailers
Cargo Ramps
Inside Partitions
Stair Systems
Stacking Kits
Communication Panels
Power Input and Output - can have commercial or MIL-C-2299C Class L pin and sleeve connectors



USMC deployment of rigid and rugged MECC shelter under camo netting



MECC in complexed mode



MECC expanded interior view



Electronics Workshop



MECC kitchen configuration



Batch Laundry



Center vestibule can be used when MECCs are set up on truck level or on ground surface



MECC as a hospital configuration



ECU with input and output hoses

Mobile Expandable Container Configuration

Efficient and secure mobilization transportation logistics for the MECC are unparalleled when compared to other expanding shelters. While in the ISO shipping container format, the MECC can be loaded for transport by forklift, crane, helicopter and fixed wing cargo aircraft along with cargo ships. Handling time is shortened and shipping costs are lowered.

Taking only 10 to 15 minutes to expand, the MECC's rapid deployment feature has placed it in high demand worldwide. Once on site, the MECC can be quickly transformed from its fully secure and transportable ISO container format to its expanded and operational configuration by untrained personnel. This unique, expandable structure offers the end user the benefit of up to three times the floor area of a conventional wood or steel structure of the same shipping footprint. It can be deployed in inclement weather without damage to the interior equipment by keeping it fully covered during set-up. The MECC is also insulated with a much higher R-value than other expandable shelters (total R-value will change depending on the configuration of the MECC unit).

Fully operable in adverse site conditions, the MECC can be off-loaded from its transporter and mounted directly on a flat surface where it can be utilized in a isolated or complexed format.

Various jacking systems have been developed to overcome unlevel conditions, to facilitate integration with other platforms, or to avoid environmental surface hazards.

Highly mobile operations deploy the MECC while mounted on its transporter using the extendible wing supports.

With its advanced engineered footprint designed to International Standards Organization (ISO) specs and at 1/3 of its deployable space, the AAR MECC meets all your requirements for total mobility.

2 Persons / 10 to 15 Minutes Set-Up Time



8-ft.W x 8-ft.H x 20-ft.L Shipping Footprint

22-ft.W x 8-ft.H x 20-ft.L Deployed Footprint

Usable Deployed Floor Space: 400 sq.ft.

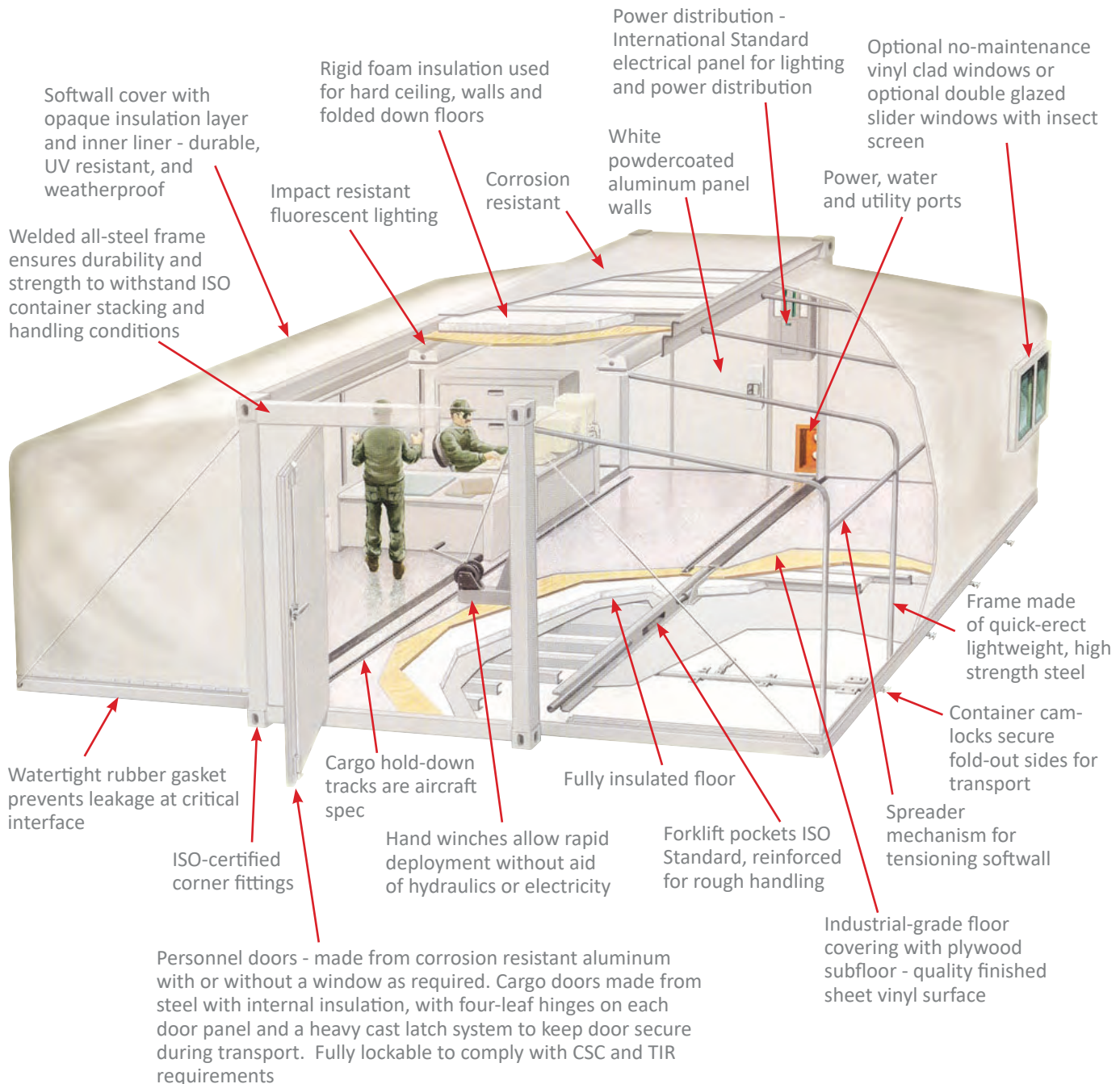


This MECC successfully over-wintered in its deployed format, unattended in the Antarctic, where it experienced frequent winds in excess of 130 mph in severe cold

BENEFITS TO YOU

- Reduction of capital investment due to the ease of redeployment on multiple missions
- Complexed and inter-connected together, keeping your teams intact and ready in environmentally harsh conditions
- Well-secured for transit, reducing pilferage
- Stacked on tight sites either for storage or accommodations, providing the required space in a fraction of the time it would take for conventional construction

Mobile Expandable Container Configuration



MECCs Complex



MECC with Sun Shade in use



Interior view of a Tire Maintenance Facility in a MECC® shelter

PART NUMBER	
50390-043	
DIMENSIONS	
EXTERIOR STOWED	96"W X 240"L X 96"H (8-ft. X 20-ft. X 8-ft.)
EXTERIOR DEPLOYED	264"W X 240"L X 96"H (22-ft. X 20-ft. X 8-ft.)
INTERIOR STOWED	160 sq.ft.
INTERIOR DEPLOYED	400 sq.ft.

Wheeled vehicles remain the backbone of operations for armed forces worldwide, therefore, tire maintenance strategy is of critical importance. "Run flat" technology, which is instrumental in boosting the security levels of deployed vehicle fleets, has been adopted by most of the world's armed forces.

The undisputed benefits of this "run flat" technology is accompanied by an increase in the required tire maintenance equipment, which is usually heavy and awkward to transport to the field. For some users, this has resulted in a protracted tire supply and repair chain. For others, it demands significant expense and logistics premium for the investment of temporary infrastructure in theatre.

The MECC Tire Maintenance Facility (TMF) has become instrumental as the tire maintenance solution for the field. The TMF is a one-stop shop for, Int all military tires.

AAR's TMF offers tremendous flexibility as mechanics are able to repair tires wherever they deploy. Once deployed, this self-contained MECC workshop can be expanded and the heavy equipment rotated from the core on pivot bases. The air conditioner, generator, and air compressors are incorporated into an integrated mechanical room in the rear of the facility. Within two to four hours, the TMF will be open for business on-site.

Tire Maintenance Facility - A MECC™ Workshop

FEATURES

- Self-contained and quick to deploy
- Fully outfitted to handle any tires in the military inventory
- ISO and CSC certified for air, land, or sea transport and stacking
- Rugged interior and exterior for maximum service life with minimum maintenance
- Able to be set up and operated by non-technical personnel
- Quick connect fittings at all hookups for rapid deployment
- Operable in most climates
- Levels easily on uneven terrain

ELECTRICAL SYSTEMS

- 100 Amp panel service
- Pre-harnessed 3-Phase/5-Wire electrical kit
- Impact and moisture resistant, cold start fluorescent lighting
- Exhaust fan (200 CFM)
- External outlet - 15A 100V GFI
- Input/output 100A Hubbell power connectors for quick connect
- Daisy chain capability for interconnection of primary power system between multiple units
- One compressor outlet - 30A/250V
- ECU power outlet - 60A 120/208V



Tire Changer



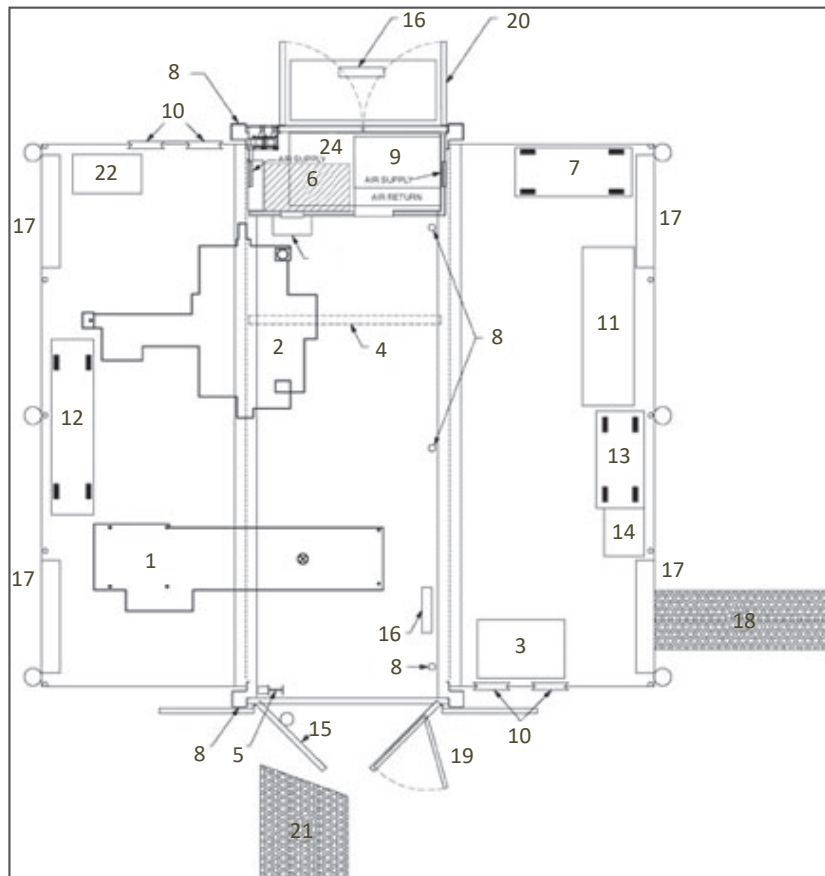
TMF packed and ready for transport



Rear of TMF showing generator

EQUIPMENT

1. H.D. Tire Mounter and Demounter
2. Run Flat Horizontal Press
3. Tire Inflation Cage
4. O.H. Crane (1/2 ton) with Electric Winch
5. Jib Crane (1/2 ton) with Electric Winch
6. Air Compressor 5HP with 20-Gallon Tank
7. 60-Gallon Air Storage Tank
8. Compressed Air Outlets/Inlets
9. Two 13,700 BTU Environmental Control Units (ECU)
10. Four ECU Ports
11. Work Bench
12. Tire Maintenance Tool Box
13. Large Tool Chest Roller Cabinet
14. Small Tool Chest Roller Cabinet
15. Safety Board
16. Two ABC 10 lb. Fire Extinguishers
17. Four Soft Doors
18. One Cargo Ramp - Soft Door
19. Personnel Door with Window
20. Double Door with Cam locks
21. Three Double Door Cargo Ramps
22. Sunshade Assembly
23. Operations Control Panel
24. Generator 14.9kW



VEHICLE MOUNTED SHELTERS

AAR manufactures versatile mobile shelters that are mountable directly to their carrier vehicles. These shelters provide highly transportable workspaces and storage for a variety of objectives such as logistics support, maintenance, administration, command-and-control, and other mission-essential functions in the battlefield environment.

Whether permanently mounted to a vehicle, such as the Lightweight Multi-Purpose Shelter (LMS), or designed to be positioned on the ground so that transport vehicles can perform other functions, such as the Mobility Shop Container (MSC) OR Expandable Mobility Shop Container (EMSC), these rugged shelters are true workhorses intended to support and enhance military mobile functions.





HMMWV-Mountable LMS Type I in Tan

Modular, innovative, and durable, the LMS is a tested and proven modular solution, with durable EMI-Shielding, for command and control applications.

TYPE I - ONE DOOR		
PART NUMBER	NSN	COLOR
58323-002-A01	5411-01-598-4074	Green
58323-002-A05		Tan
58323-002-L01		Camo

TYPE III - ONE DOOR, TUNNEL		
PART NUMBER	NSN	COLOR
58323-006-A01	5411-01-598-4072	Green
58323-006-A05		Tan
58323-006-L01		Camo

TYPE V - DOUBLE REAR DOORS		
PART NUMBER	NSN	COLOR
58323-007-A05	5411-01-616-4202	Green
58323-007-A05		Tan
58323-007-L01		Camo

DIMENSIONS	
EXTERIOR	84"W X 102"L X 67"H
INTERIOR FLOOR AREA	43 sq.ft.
INTERIOR VOLUME	287 cu.ft.
PERSONNEL DOOR OPENING	30"W X 55"H
Shortened 90"L version available for all types	
TARE WEIGHT	
Type I	One Door - 608 lbs.
Type III	One Door, Tunnel - 643 lbs.
Type V	Double Rear Doors - 650 lbs.
Shortened Type III	One Door, Tunnel - 600 lbs.
PAYLOAD CAPACITY	
3,300 lbs.	
MOBILITY CERTIFIED FOR:	
IAT, EAT, Rail & Ground	

Lightweight Multi-Purpose Shelter

FEATURES


- True 90-degree/sharp interior corners
- Modular panel design allows for quick incorporation of changes in one or more panels to accommodate unique integration needs
- EMI-shielded (Type I, III, & Shortened)
- Corrosion resistant aluminum
- Standard and shortened lengths available
- Ladder with 400 lb. capacity
- MIL-STD-209K lift rings
- Reliable and robust manufacturing techniques
- ASTM E2377 compliant

BENEFITS

- Ease of integration (90-degree interior corners)
- Adaptable to mission requirements (4+ models)

OPTIONS

- Mounting kit for HMMWV
- Pintle Extension Kit



Lengthen, shorten, or add hard points to any of our modular panels to achieve mission requirements



LMS Type I mounted on a HMMWV and integrated as a Contingency Response Communication System (CRCS - pg. 3.4.11)

For more information or for a single part number for a customized shelter, call 800-355-2015



Mobility Shop Container shown loaded onto a vehicle

P/N	NSN	GSA	DLA
50353-001*	8145-01-467-0448	●	●
50353-002 (office)*	8145-01-467-0445	●	●
OVERALL DIMENSIONS		FOOTPRINT	
90" W X 185" L X 84" H		165" L X 87" W	
P/N	WEIGHT	PAYLOAD CAPACITY	MAX GROSS WEIGHT
50353-001	3,500 lbs.	4,400 lbs.	7,900 lbs.
50353-002 (office)	3,200 lbs.	4,700 lbs.	7,900 lbs.

* MSC only - tie-down kit (PN 86060-006) & vehicle not included

OPTIONAL TRAYS & PARTITIONS		
ITEM	P/N	NSN
8" Tray w/Cover - 24" Long	50469-000	
8" Tray w/Partitions	50469-001	
8" Tray, Half-Size	50469-002	
8" Tray, 1/2-Width Partition	50469-102	
5" Tray w/Cover 24" Long	50470-001	8145-01-486-2380
5" Tray, Half-Size	50470-002	
5" Tray, 1/2-Width Partition	50470-102	

OPTIONAL CARGO RESTRAINT NETS	
ITEMS	P/N
Counter Net Kit	36962R12CSV1C
Vertical Bulkhead Net	36962R6SV1BH
Floor Net Kit	36962R12CSV1BH
Top Net	901682R4CSV1T

FOR MSC - OFFICE PN 50353-002	
ITEM	P/N
Floor Net (60" X 90")	64963R6CSV2T
Floor Net (60" X 36")	36962R6SV2F
Top Net	901682R4CSV2T

Mobility Shop Container

FEATURES

- Two models available, Mobility Shop Container (MSC) and MSC Office
- Fits on standard 5-ton truck, Family of Medium Tactical Vehicles, HEMTT, Flatbeds, PLS Flatracks, and more
- Designed to be positioned on the ground, allowing transport vehicles to be available to perform other functions
- 2-Way forkliftable using standard 10,000 lb. fork truck with 72" tines
- Equipped with tie-down rings at four upper corners and 25" above the base corners
- Securable, interior emergency release built into the single entry personnel door at rear
- Transportable stairs that easily attach for easy entry and exit
- 120/208V, 3PH, WYE/60A power distribution that controls permanently mounted 120V electrical outlets placed above the work benches and along the walls
- Standard lighting package includes 120V fluorescent lights and a 24 VDC emergency and blackout light system
- Comes equipped with Environmental Control Unit (ECU), exhaust fan, and a dehumidification system to maintain a comfortable working environment and to ensure all supplies/tools/test equipment are constantly maintained in the best possible condition
- Both models are equipped with a work bench, overhead book shelves, task lighting, parts trays on the left hand side, and shelves, trays, power strips, clothes closet and power panel on the right hand side, plus slave cable and floor cargo nets
- Mobility Shop Container (PN 50353-001) is also equipped with under-bench shelves
- MSC Office (PN 50353-002) is also equipped with a fold-down work bench and computer cabinets

Mobility Shop Container (PN 50353-001)



Interior Left View



Interior Right View

For more information or for a single part number for a customized shelter, call 800-355-2015

MSC FOR LMTV



Mobility Shop Container for the LMTV is shown loaded on a standard LMTV truck

P/N	NSN	GSA	DLA
50353-050*	8145-01-509-0245	●	●
OVERALL DIMENSIONS		FOOTPRINT	
90"W X 164"L X 84"H		144"L X 87"W X 84"H	
WEIGHT	PAYLOAD CAP.	MAX GROSS WT	
3,500 lbs.	3,330 lbs.	6,830 lbs.	

* MSC & tie-down kit (PN 86060-028) only - vehicle not included

OPTIONAL TRAYS & PARTITIONS			
ITEM	P/N	GSA	DLA
8" Tray w/Cover - 24" Long	50469-000	●	
8" Tray w/Partitions	50469-001	●	
8" Tray, Half-Size	50469-002		
8" Tray, 1/2-Width Partition	50469-102	●	
5" Tray w/Cover 24" Long 8145-01-486-2380	50470-001	●	●
5" Tray, Half-Size	50470-002		
5" Tray, 1/2-Width Partition	50470-102	●	
OPTIONAL CARGO RESTRAINT NETS			
ITEMS	P/N	GSA	DLA
Counter Net Kit	36962R12CSV1C	●	
Vertical Bulkhead Net	36962R6SV1BH	●	
Floor Net Kit	36962R12CSV11F		
Top Net	901682R4CSV1T	●	
FOR MSC - OFFICE PN 50353-002			
ITEM	P/N	GSA	DLA
Floor Net (60" X 90")	64963R6CSV2T	●	
Floor Net (60" X 36")	36962R6SV2F	●	
Top Net	901682R4CSV2T	●	

Mobility Shop Container for Light Medium Tactical Vehicles (LMTV)

FEATURES

- Fits into the standard LMTV family of trucks
- Designed to be positioned on the ground, allowing transport vehicles to be available to perform other functions
- 2-Way forkliftable using standard 10,000 lb. fork truck with 72" tines
- Equipped with tie-down rings at four upper corners and 25" above the base corners for accessibility and versatility
- Securable, interior emergency release built into the single entry personnel door at rear
- Transportable stairs that easily attach for easy entry and exit
- 120/208V, 3PH, WYE/60A power distribution that controls permanently mounted 120V electrical outlets placed above the work benches and along the walls.
- Standard lighting package includes 120V fluorescent lights and a 24VDC emergency and blackout light system
- Comes equipped with Environmental Control Unit (ECU), exhaust fan, and a dehumidification system to maintain a comfortable working environment and to ensure all supplies/tools/test equipment are constantly maintained in the best possible condition
- Equipped with a work bench, overhead book shelves, task lighting, under-bench shelves, parts trays on left hand side, and shelves, trays, power strips, and power panel on right hand side, slave cable and floor cargo nets

TIE-DOWN KIT

Peck & Hale designed the tie-down kit for "Over the Road and Rail Transport". The tie-down kit is specifically designed for each shelter and vehicle. Tie-down kits are comprised of custom designed brackets (includes two left and two right brackets) with Peck & Hale's "Hi-Shock" Chain tie-down (includes four 15MTC/1688 and four 15MTC/1688B tie-down assemblies). A shock-mitigating device with Hi-Strength heat-treated alloy, chain and matching load binder is used.

All tie-down kits, themselves, have been tested by ATC Aberdeen Proving Ground and the U.S. Army DACS in MacAlister, OK.



Rear view of MSC-LMTV shown with tie-down kit (PN 86060-028), designed by Peck & Hale

For more information or for a single part number for a customized shelter, call 800-355-2015

M105 TSC

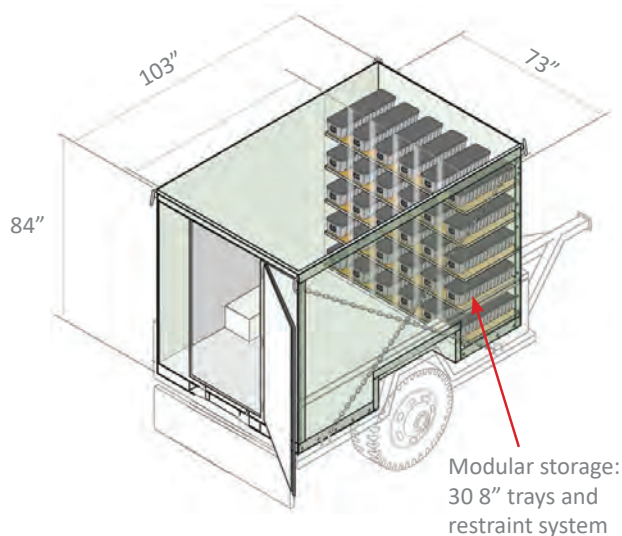


M105 TSC shown loaded onto a standard M105 Trailer

P/N	NSN	WEIGHT	GSA	DLA
50353-020*	8145-01-467-0441	2,100 lbs.	●	●
OVERALL DIMENSIONS				
Exterior: 73"W X 107"L X 84"H				
Interior: 71.5"W X 78.7"L X 78"H				

* M105 TSC & tie-down kit (PN 86060-008) only - trailer not included

OPTIONAL CARGO RESTRAINT NETS			
ITEM	PART #	GSA	DLA
Floor Net Kit (70" X 72")	80842R8CM105F	●	
Top Net	80842R8CM105T	●	



M105 Trailer Shop Container (TSC)

FEATURES

- M105 TSC designed to be fully functional on a trailer or to be positioned on ground, freeing transport trailer for other functions
- 2-way forkliftable using standard 10,000 lb. forkluck with 72" tines
- Equipped with tie-down rings at upper four corners to secure container to trailer
- Modular high-density storage system consisting of thirty (30) 8"-deep storage trays
- Securable interior emergency release built in to single entry personnel door at rear
- Power supplied by power chord with female NEMA L5-15 twist-lock connector
- Permanently mounted 4-gang 120V electric outlet
- Standard lighting package includes 120/V fluorescent lights
- Tie down kit included (PN 86060-008)



Interior of M105 Trailer Shop Container

TIE-DOWN KIT

Peck & Hale designed the tie-down kit for "Over the Road and Rail Transport". The tie-down kit is specifically designed for each shelter and vehicle. Tie-down kits are comprised of custom designed brackets (includes two left and two right brackets) with Peck & Hale's "Hi-Shock" Chain tie-down (includes four 15MTC/1688 and four 15MTC/1688B tie-down assemblies). A shock-mitigating device with Hi-Strength heat-treated alloy, chain and matching load binder is used.

All tie-down kits, themselves, have been tested by ATC Aberdeen Proving Ground and the U.S. Army DACS in MacAlister, OK.

For more information or for a single part number for a customized shelter, call 800-355-2015



EMSC in shipping mode



EMSC fully expanded

P/N	NSN	COLOR	GSA	DLA
50386-001*	8145-01-486-2371	GREEN	●	●
50386-005*		TAN		
50386-002* w/generator set	8145-01-467-0444	GREEN	●	●
50386-006*		TAN		
DIMENSIONS				
EXTERIOR STOWED		87"W X 146"L X 84"H		
INTERIOR STOWED		81"W X 142"L X 75"H		
INTERIOR FLOOR		80 sq.ft.		
EXTERIOR DEPLOYED		234"W X 146"L X 84"H		
INTERIOR DEPLOYED		233"W X 142"L X 75"H		
INTERIOR FLOOR		167 sq.ft.		
WEIGHT	PAYLOAD	MAXIMUM GROSS WT		
4,300 lbs.	5,700 lbs.	10,000 lbs.		

* EMSC only - mounting equipment & vehicle not included


OPTIONAL ACCESSORIES			
ITEM	PART #	GSA	DLA
Cargo Restraint Floor Net Kit (70" X 72")	80842R8CEVANF	●	
Cargo Restraint Top Net	901682R4CEVANT	●	
Generator Set	50386-302		
Dehumidifier			

FEATURES

- 2-way forkliftable using standard 10,000 lb. fork truck with 72" tines
- 24K BTU/hr Cooling; 12K BTU/hr Heating; 300 lb. ECU (46"L X 26.5"W X 19.75"H); R-134a
- Integral panel for communications pass-through
- Outfitted for blackout operation
- Simple/fast deployment
- Easy to maintain
- Transportable by 2.5-ton and 5-ton trucks, (includes stairway for entry/exit when on truck), FMTV's and PLS Flatracks
- Built-in provision for HSMWS (60340-002) and LSMWS
- Upper and lower lift ring assemblies for lifting/moving with crane
- EMSC can be airlifted on 463L pallets
- 208V/3PH/60A/60Hz/4 wire plus ground power input; SBORD NATO Connector for 24VDC and grounding attachment
- Leveling jack kit for fully functional unit
- Winch system for safer lowering of fold-out sections

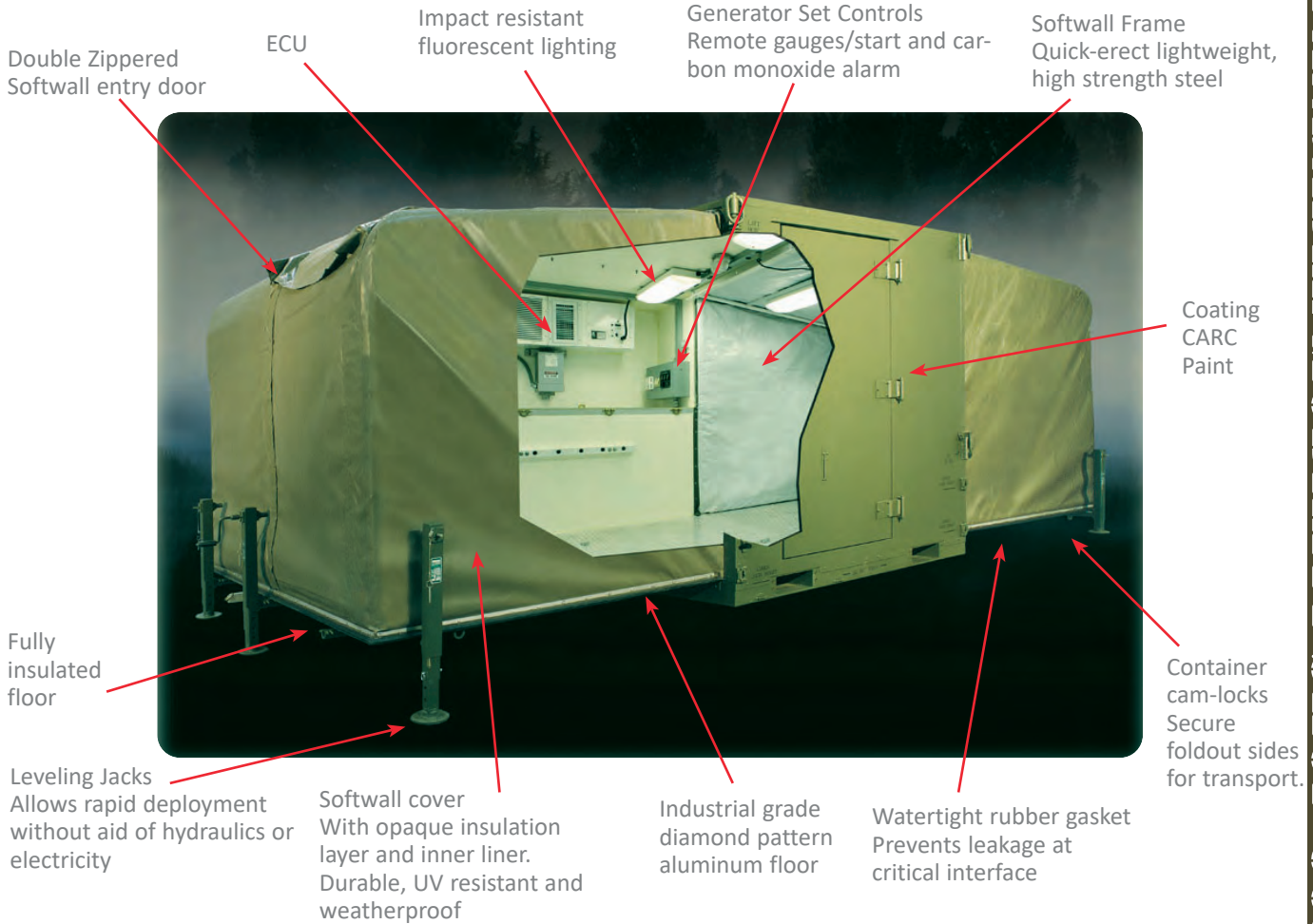


Interior view of the expanded EMSC



EMSC shown with optional generator set and power entry ports (aluminum)

For more information or for a single part number for a customized shelter, call 800-355-2015



DEPLOYMENT IN MINUTES

The EMSC's 8-10 minute deployment time has placed it in high demand worldwide. Once on site, the EMSC can be quickly transformed from its fully secure and transportable format to its expanded and operational configuration. This unique, expandable structure offers the end user the benefit of up to three times the floor area of a conventional wood or steel module having the same shipping footprint.

Because the EMSC is a complete, self-contained unit, it can be quickly and easily erected in minutes by untrained personnel. Whether the EMSC is required for hours or years, it can be ready for operation almost instantly.



M1079 SHOP VAN SHELTER



M1079 Shop Van Shelter shown mounted onto a standard 2.5-ton LMTV truck

M1079 Shop Van Shelter (SVS)

FEATURES

- Non-expandable shelter for the Light Medium Tactical Vehicle (LMTV) 2.5-ton truck chassis
- Equipped with tie-down rings at four upper corners
- Securable interior emergency release built into double personnel door at rear
- Transportable stairs that easily attach for easy entry and exit
- 120/208V/3PH/100A/60Hz power distribution panel that controls permanently mounted 120V electrical outlets placed along walls
- Standard lighting package includes 120V fluorescent lights and a 24VDC emergency and blackout light system

PART NUMBER		COLOR
50412-XXX*		TAN OR GREEN
DIMENSIONS		
95”W X 187”L X 85”H		
WEIGHT	PAYLOAD	MAX GROSS WT
4060 lbs.	4,300 lbs.	8,360 lbs.

* M107 SVS only - vehicle not included, mounting equipment supplied by truck manufacturer

OPTIONAL ACCESSORIES		
ECU		
DEHUMIDIFIER		
INTERIOR WORKSTATIONS		
INTERIOR CABINETS		
INTERIOR EQUIPMENT RACKS		



For more information or for a single part number for a customized shelter, call 800-355-2015

M1087 EVAN



M1087 Expandable Van Shelter shown mounted onto a FMTV 5-ton truck

PART NUMBER		COLOR
50422-XXX*		TAN OR GREEN
DIMENSIONS		
EXTERIOR STOWED		96"W X 278"L X 96"H
EXTERIOR DEPLOYED		164"W X 278"L X 96"H
WEIGHT	PAYLOAD	MAX GROSS WT
9,415 lbs.	5,585 lbs.	15,000 lbs.

* M1087 EVAN only - vehicle not included, mounting equipment supplied by truck manufacturer

OPTIONAL ACCESSORIES
ECU
DEHUMIDIFIER
INTERIOR WORKSTATIONS
INTERIOR CABINETS
INTERIOR EQUIPMENT RACKS

M1087 Expandable Van Shelter

FEATURES

- Expandable shelter for the Family of Medium Tactical Vehicle (FMTV) 5-ton truck chassis
- Equipped with tie-down rings at four upper corners
- Securable interior emergency release built into double personnel door at rear
- 120/208V/3PH/100A/60Hz power distribution panel that controls permanently mounted 120V electrical outlets placed along walls
- Standard lighting package includes 120V fluorescent lights and a 24VDC emergency and blackout light system



Rear view of M1087 Expandable Van Shelter shown mounted onto a FMTV 5-ton truck (stairway and platform not supplied)



Side view of Expandable Van Shelter



(stairway and platform not supplied)

For more information or for a single part number for a customized shelter, call 800-355-2015

S-280 C/G SHELTER



S-280 C/G Shelter shown loaded onto a 5-ton tactical truck

P/N	NSN	DESCRIPTION
50375-001*	5411-01-092-0892	Empty, Unshielded
50375-003*	5411-01-304-3069	Empty, EMI-Shielded
DIMENSIONS		
EXTERIOR	87"W X 147"L X 83.38"H	
INTERIOR	82"W X 138"L X 77"H	
DOOR	37" X 66"	
QUICK-RELEASE PANEL in door	23" X 28"	
WEIGHT	PAYLOAD	MAX GROSS WT
1,400 lbs.	5,000 lbs.	6,400 lbs.

*S-280 only - vehicle not included, mounting equipment supplied by truck manufacturer

AVAILABLE OPTIONS
EMI-Shielding Kit (MK-1079)
Transport Adapter Kit (60340-007, 60340-018)
Combination Lifting and Tie-Down Slings (50375-148)
Openings for -single cable entry, power cables, HVAC ducting and other accessories anywhere in the shelter with minimal affect on structural integrity
HVAC, Lighting, Racks, Cable Panels, Raceways, Power Outlets, False Floors/Ceilings, Total System Integration



S-280 C/G Shelter

A highly mobile, durable tactical shelter designed to function in extreme climates. The S-280 provides transport flexibility using standard military mobility systems. The design of the shelter allows for easy modification using mounted racks and shelves to meet the user's needs. The fully insulated shelter permits easily maintained interior environmental conditions to protect communications and electronic equipment.

FEATURES

- Manufactured to meet MIL-S-55286 and ASTM-E1975 requirements
- Overall U-factor 0.28 BTU/hr/sq.ft./°F Insulation
- Single door with 90-degree door stop and louver panel (kick out for emergencies)
- Door closure has offset hinges with 3-point roller latch to allow a resilient gasket to seal against a continuous smooth frame providing a watertight seal
- Panel construction is 2" sandwich-type with closed cell rigid polyurethane foam hot bonded between two aluminum alloy skins
- Three easily replaceable shock skids provided to absorb impact shock
- Four lifting eyes and four tie-down eyes for lifting, towing, and tying (each has 11,000 lb. service)
- Three folding steps on one side of shelter to provide access to roof, along with a handhold
- Structural mounting points on 22" centers are provided for mounting shelves, equipment and racks
- Transportable by 5-Ton Tactical Trucks, M832 Dolly Set or HSMWS (use sling chains), Helicopters with 8,500 lb. or more hook capacity, C-130, C-141, C-5A, B-747, C-17 (with adapter air cargo pallets), Rail, and Ship



S-280 C/G Shelter shown loaded onto HSMWS

For more information or for a single part number for a customized shelter, call 800-355-2015

Truck-Mounted Contingency Response Communications System (CRCS) Shelter



A CRCS shown loaded into a commercial 3/4 ton pick-up truck

PART NUMBER	DIMENSIONS	
20-00468	Exterior	79"W X 87"L X 70"H
	Interior	75"W X 78"L X 64"H
TARE WEIGHT	MAXIMUM GROSS WEIGHT	
770 lbs.	3,300 lbs.	

*CRCS only - vehicle not included, mounting equipment supplied by truck manufacturer

AAR has ingeniously integrated numerous platforms from simple to the most sophisticated command post platforms. With the assistance of key team partners, AAR offers a total IP-based C4 VI solution that exceeds tomorrow's requirements - today.

Our cutting-edge technology provides a common solution to Voice, Video and Data sharing for first responders from the person on the ground to respective levels of command and control.

AAR's CRCS interoperability system establishes reliable communications within minutes with quick simple set-up anywhere for first responders, such as National Guard, firefighters, police, and volunteers, using radio, video, voice, and data technologies. These technologies, including live VOIP streaming video, allow emergency services leadership to follow critical situations as they develop from secure locations, make important decisions quickly and deploy resources to where they are needed most.

The truck-mounted CRCS fits in the back of a 3/4 ton pick-up truck or a HMMWV and runs off a regular power source or generator. It can also be airlifted by helicopter, allowing it to be moved into the heart of an emergency situation.

For more information or for a single part number for a customized shelter, call 800-355-2015

FEATURES

- Quick set-up to an immediate operational workspace with training in minutes - not days or weeks
- Available in neutral colors as well as camouflage
- Absolute information exchange (radio, internet, video) between all first responders
- Scalable IT services to fit your needs and requirements
- Environmentally controlled, powered, and secure operating environment

BENEFITS

- Proven, low-cost solution providing immediate, effective communication results
- Totally self-contained, self-powered, and portable (vehicle or container)
- Ease of use, training, and storage
- Fast set-up (less than five minutes) and fully operational in 30 minutes
- Bridges the gap between legacy and future communications devices - voice, data, radio and visual
- Provides complete interoperability - radio, video, telephone, satellite, internet
- Always on and dynamically reconfigurable as the incident evolves
- Reach back to command operations center within seconds, providing enhanced situational awareness and faster decision-making since "eyes and ears" are on the ground

ANTICIPATED OPERATING ENVIRONMENTS

- Federal, State, and Local incident response
- National Guard
- Law Enforcement
- Firefighters
- Public Health
- Disaster Recovery
- WMD
- Bomb Squads
- and many more



A CRCS mounted onto a military pick-up truck

SHELTER ACCESSORIES

STEP 3: Pick Your Accessories

Below is a quick reference chart to tell you what accessories are suitable for your shelter. Detailed accessory descriptions are on the next several pages. Ask your sales representative if you don't see what you're looking for.

SHELTER ACCESSORY OPTIONS (see descriptions on next pages)	SAMS	ESAMS	HESAMS	LAMS	ELAMS / ELAMS TOC	HELAMS	NON-EXPAND TFI	2:1 EXPANDABLE TFI	3:1 EXPANDABLE TFI	MECC	MECC TMF	LMS	MSC	MSC LMTV	M105 TRAILER MSC	EMSC	M1079 SVS	M1087 EVAN	S-280G	CRCS
HIGH SPEED MOBILITY WHEEL SET (HSMWS)																				
PN 60340-002/60340-014	•	•	•																	
PN 60340-004/60340-015	•	•	•	•	•	•														
PN 60340-005/60340-011				•	•	•														
PN 60340-008/60340-012	•	•	•	•	•	•													•	
PN 60340-009/60340-016	•	•	•	•	•	•														
PN 60340-019/60340-021	•	•	•	•	•	•														
ADAPTER RAIL KIT-HSMWS																				
PN 60340-003/60340-017				•	•	•														
PN 60340-007/60340-018																			•	
SLING CHAINS																				
PN 86060-018				•	•															
PN 86060-082																			•	
ISO MOBILIZER																				
PN 60373-001							•	•	•	•	•									
ISO/MECC MOBILTY TRAILER																				
PN 1103-3000-00							•	•	•	•	•									
PN 1103-3000-01							•	•	•	•	•									
PN 1103-4000-00							•	•	•	•	•									
PN 1103-4000-01							•	•	•	•	•									
PN 1103-5000-00							•	•	•	•	•									
PN 1103-5000-01							•	•	•	•	•									
PN 1103-6000-00							•	•	•	•	•									
PN 1103-6000-01							•	•	•	•	•									
ISO MEZZANINE SYSTEM																				
PN 50120-218							•	•	•	•	•									
STORAGE & WORKSPACE SOLUTIONS																				
PN 86019-014	•	•	•	•	•	•	•	•	•	•	•	•	•	•	•	•	•	•	•	•
PN 86019-015	•	•	•	•	•	•	•	•	•	•	•	•	•	•	•	•	•	•	•	•
PN 86019-016	•	•	•	•	•	•	•	•	•	•	•	•	•	•	•	•	•	•	•	•
PN 86019-017	•	•	•	•	•	•						•	•	•	•	•	•	•	•	•
PN 86019-018	•	•	•	•	•	•						•	•	•	•	•	•	•	•	•
PN 86019-019	•	•	•	•	•	•						•	•	•	•	•	•	•	•	•
PN 86019-021	•	•	•	•	•	•						•	•	•	•	•	•	•	•	•
PN 86019-022	•	•	•	•	•	•						•	•	•	•	•	•	•	•	•
PN 86019-023	•	•	•	•	•	•						•	•	•	•	•	•	•	•	•
SOFTWALL REPAIR KIT																				
PN 50389-289		•			•					•						•				
PN 50389-342		•			•					•						•				
CARGO RESTRAINT NETS - See PN & Descriptions on pg. 3.5.5					•								•	•	•	•				

SHELTER ACCESSORIES

STEP 3: Pick Your Accessories



HIGH SPEED MOBILITY WHEEL SETS (HSMWS)

- Provides towed transport for AMS line of shelters and ISU® Containers
- Can be used as transport air-loading device
- Suitable for off-road operations (DOT Highway Certified)
- Parking brakes: individual hand-operated cable brakes (rear)
- Air ride suspension (4" travel) with shock absorbers, transverse stabilizers and leveraging valves on front and rear
- 4-wheel air-over-hydraulic Service Brakes (not applicable w/12-volt system)
- Durable composite fenders
- Standard trailer lighting kit or LED available
- Mud flaps
- Heavy duty tow bar
- Heavy Duty (HD) Capacity available: 14,500 lbs.
- Safety Recommendation: Do not tow more weight than the vehicle is rated for
- Complies with Federal Motor Vehicle Safety Standards 121 with exception to anti-lock brakes
- A Department of Transportation Certification provided with each HSMWS

LOAD CAPACITY	TARE WEIGHT	GROSS AXLE WEIGHT RATING	MAXIMUM SPEED
12,000 lbs.	3,500 lbs.	8,000 lbs. (front & rear)	55 MPH
HIGHWAY HEIGHT		STANDARD ELECTRICAL SYSTEM	
15" minimum ground clearance at maximum GVWR		24 VDC compatible with military 2.5-ton and 5-ton prime movers	

P/N	NSN	DESCRIPTION	SHELTERS	GSA	DLA
60340-002	2330-01-485-3058	GREEN w/2 108" BEAMS EA.	SAMS/HESAMS/ESAMS/ISUs	●	●
60340-014		TAN w/2 108" BEAMS EA.	SAMS/HESAMS/ESAMS/ISUs	●	●
60340-004	8145-01-486-2474	GREEN w/ADAPTER RAIL KIT & 108" BEAMS	LAMS/ELAMS/HELAMS/SAMS/ESAMS/HESAMS/ISUs	●	●
60340-015		TAN w/ADAPTER RAIL KIT & 108" BEAMS	LAMS/ELAMS/HELAMS/SAMS/ESAMS/HESAMS/ISUs	●	●
60340-005	8145-01-490-3702	GREEN w/ADAPTER RAIL KIT	LAMS/ELAMS/HELAMS	●	●
60340-011		TAN w/ADAPTER RAIL KIT	LAMS/ELAMS/HELAMS	●	●
60340-008		GREEN		●	●
60340-012		TAN		●	●
60340-009		GREEN w/SURGE BRAKES		●	●
60340-016	8145-01-555-8129	TAN w/SURGE BRAKES		●	●
60340-019		GREEN w/SURGE BRAKES, ADAPTER RAIL KIT & 108" BEAMS	LAMS/ELAMS/SAMS/ESAMS/HESAMS/ISUs		
60340-021		TAN w/SURGE BRAKES, ADAPTER RAIL KIT & 108" BEAMS	LAMS/ELAMS/SAMS/ESAMS/HESAMS/HELAMS/ISUs		
86060-018		Sling Chain	4 required (per shelter) with HSMWS if shelter is to be helo-lifted or forklifted (except for single-pallet shelters)	●	



ADAPTER RAIL KIT FOR HSMWS

P/N	NSN	DESCRIPTION	SHELTERS	GSA	DLA
60340-003	8145-01-486-2467	GREEN 2 ADAPTERS (RH & LH) w/ BOLTS FOR FORKLIFT TUBES	LAMS/ELAMS/HELAMS	●	●
60340-017	8145-01-572-5663	TAN 2 ADAPTERS (RH & LH) w/ BOLTS FOR FORKLIFT TUBES	LAMS/ELAMS/HELAMS	●	●
60340-007	8145-01-490-3761	GREEN ADAPTER FRAME KIT*	S-280 C/G	●	●
60340-018		TAN ADAPTER FRAME KIT*	S-280 C/G	●	

*NOTE: Sling Chain (86060-082) required with HSMWS if shelter (except single-pallet shelters) is to be helicopter sling lifted or forklifted to prevent any damage. Four are needed per shelter

SHELTER ACCESSORIES

STEP 3: Pick Your Accessories



20-FOOT ISO/MECC® MOBILITY TRAILER (AAR/MCT INDUSTRIES)

- AAR Mobility Systems has partnered with MCT Industries to provide durable and rugged off-road trailers
- Designed to transport MECCs and ISO Shelter Systems, transforming them into an optimized rugged deployment system
- Designed specifically to accommodate off-road, adverse condition use (i.e. 15 minute fording)
- Other brake and electrical configurations can be developed for more general commercial use
- Accessories included are:
 - 1 hydraulic bottle jack
 - 1 double end truck wench
 - 4 leveling jacks
 - 1 spare tire
- Single folding step, rear mounted, for container configurations requiring rear access (call for alternative access accessory information)

P/N	NSN	DESCRIPTION
1103-3000-00	2330-01-506-5979	TRAILER FOR 20-FOOT ISO SHELTER-15,000 LB PAYLOAD W/LEAF SPRING SUSPENSION, CHASSIS, AND NON-RETRACTABLE ISO LOCKS
1103-3000-01		TRAILER FOR 20-FOOT ISO SHELTER-15,000 LB PAYLOAD W/LEAF SPRING SUSPENSION W/DECK AND RETRACTABLE ISO LOCKS
1103-4000-00		TRAILER FOR 20-FOOT ISO SHELTER-15,000 LB PAYLOAD W/AIR RIDE SUSPENSION, CHASSIS, AND NON-RETRACTABLE ISO LOCKS
1103-4000-01		TRAILER FOR 20-FOOT ISO SHELTER-15,000 LB PAYLOAD W/AIR RIDE SUSPENSION W/DECK AND RETRACTABLE ISO LOCKS

P/N	NSN	DESCRIPTION
1103-5000-00		AIR RIDE SUSPENSION, CHASSIS, NON-RETRACTABLE ISO LOCKS
1103-5000-01		AIR RIDE SUSPENSION WITH DECK & RETRACTABLE ISO LOCKS
1103-6000-00		LEAF SPRING SUSPENSION, CHASSIS, NON-RETRACTABLE ISO LOCKS
1103-6000-01		LEAF SPRING SUSPENSION WITH DECK AND RETRACTABLE ISO LOCKS

SPECIFICATIONS		
PART NUMBER	1103-3000-XX & 1103-4000-XX	1103-5000-XX & 1103-6000-XX
AIR CERTIFIED	For USAF C-130 E/H/J, C-130J-30, C-17A and C-5A/B/C	For USAF C-130 E/H/J, C-130J-30, C-17A and C-5A/B/C
CAPACITY	15,000 lbs.	28,000 lbs.
DIMENSIONS	94"W X 292"L	96"W X 296"L
DECK DIMENSIONS	236"L X 37"H (unloaded)	236"L X 38"H
COUPLING HEIGHT	28" to 36" Adjustable	28" to 36" Adjustable
GROUND CLEARANCE	13 inches	13 inches
TARE WEIGHT	5,625 lbs.	6,000 lbs.
GROSS VEHICLE WEIGHT	21,000 lbs.	34,000 lbs.
BEAMS	Wide Flange I-Beam	Wide Flange I-Beam
BRAKES (fail safe)	12 1/4" x 5" Spring Loaded	12 1/4" x 5" Spring Loaded
AIR SYSTEM	Standard Commercial Trucking	Standard Commercial Trucking
TIRES	LT235/85R16, LR-E	235/75R17.5, LR-H
ELECTRICAL SYSTEM	24 VDC	24 VDC
LIGHTS	Military Specification	Military Specification
LEVELING JACKS	Manual, Removable	4 Removable, Heavy Duty, Drop Leg
PRIMER PAINT	MIL-P-53022B, Type II	MIL-P-53022B, Type II
FINISH COAT PAINT	MIL-C-46168D	MIL-C-46168D
OPTION	24V ABS System	24V ABS System

SHELTER ACCESSORIES

STEP 3: Pick Your Accessories



20-FOOT ISO/MECC HSMWS MOBILIZER

- 15" x 15" air-operated wedge service brakes on all four wheels (includes temporary use air tanks)
- Spring applied parking brakes that also activate with loss of system air (rear only)
- Air-ride suspension with transverse stabilizer bars and levering valves on front and rear
- 24 VDC system with standard NATO connectors to operate lift system; On-board batteries and charger (110V or 230V); operates from on-board batteries, vehicle connection, or hand pump back-up
- Rear flashing strobe lights (operated by on-board batteries)
- Hydraulic system for raising and lowering of shelter; Three-way power cord allows simultaneous lifting of each end during aircraft loading operations
- Integral mobilizer/shelter leveling jacks built into mobilizer structure
- Safety Recommendation: Do not tow more weight than the weight of the vehicle
- Federal Motor Vehicle Safety Standards 121

P/N	NSN	DESCRIPTION	SHELTERS	GSA	DLA
60373-001		ISO MOBILIZER	ISO/ MECC		

TARE WEIGHT	GROSS AXLE WEIGHT RATING	GROSS VEHICULAR WEIGHT RATING
6,320 lbs.	15,250 lbs.	30,000 lbs.
RIDE HEIGHT	MAXIMUM SPEED	
20" ground clearance at ride height	55 MPH on developed roads	

ACCESSORIES & OPTIONS
Interconnected cable for 24V lighting system and brake system hoses (front to rear)
Necessary tools for connection to shelter
Chains for lifting ISO blocks from ground
Safety props for hydraulic system
Load distributing pads for jacks
Swivel caster for dolly movement
10,000 lb. tie-down rings (not for helicopter sling)
Fenders
Mud flaps
Anti-lock brakes
Running lights - 24 VDC LED with turn/brake lights
Optional second dolly is recommended if frequent use on undeveloped surfaces is anticipated



ISO MEZZANINE SYSTEM

P/N	DESCRIPTION	GSA	DLA
50120-218	Designed for use with ISO Shelters		
DIMENSIONS	PLATFORM CAPACITY		
52" X 96" Platform	1,845 lbs.		

- Secures to ISO corner fittings
- Lightweight aluminum, modular construction for easy deployment
- Designed for maximum setup configuration with multiple stairway and rail mounting brackets
- Adjustable support arms for 96" or 96.6"-high shelters or containers
- Adjustable stairs to allow for irregularities in terrain
- Eliminates need for fixed warehouse mezzanine system
- Setup with standard warehouse forklift
- Reduces deployed warehouse space requirement
- Supports two-high complexing of shelters and containers with entry and exit points using additional platforms and stairs
- Two-man emplacement with fork truck
- Four location stair placement
- OSHA compliant

SHELTER ACCESSORIES

STEP 3: Pick Your Accessories



SKID MOUNTED ECU KIT FOR MECC

P/N	NSN	DESCRIPTION	GSA	DLA
50389-268	4120-01-478-4617	ECU Kit 60k BTU Skid Mounted Green - 34094 Per FED-STD-595	●	●
DIMENSIONS	WEIGHT	POWER	REFRIGERANT	
47" X 39" X 48"	560 lbs.	208V, 50/60Hz	R-407C	

- Storage compartment inside ECU that houses (2) 10' lengths of 16" insulated flexible ducts, (1) 50 foot power cable and (1) remote control with cable
- All openings for supply and return air have covers for transport or storage
- Liquid sight glass visible from outside enclosure to determine refrigerant level
- Access ports for pressure readings and refrigerant charging located outside enclosure
- Four eyes provided for lifting or tie down
- Hour meter provided for preventative maintenance planning
- Easily accessible circuit breakers for power and control voltage
- ECU mounted on skid base for ease of movement
- Most spare parts (i.e. compressor, electrical components) are COTS
- Unique bolted frame design allows for easy repair if damaged
- All frame members available as spare parts
- Phase monitor provided to prevent damage due to improper power supply connection



SHELTER SOFTWALL REPAIR KIT

P/N	INCLUDES	GSA	DLA
50389-289	2 Yards Vinyl, 2 Yards Poly, 1 Roll Double-Sided Tape, 8 Oz. Cement	●	
50389-342	2 Yards Vinyl, 2 Yards Poly, 1 Roll Double-Sided Tape, 8 Oz. Cement		



STORAGE & WORKSPACE SOLUTIONS

P/N	INCLUDES	DIMENSIONS	GSA	DLA
86019-014	Computer Stack Top Cabinet	30"W X 22.50"L X 59.13"H		
86019-015	5-Drawer Cabinet	30"W X 27.75"L X 59.13"H		
86019-016	14-Drawer Cabinet	30"W X 27.75"L X 59.13"H		
86019-017	Upper Cabinet	30"W X 27.75"L X 12.91"H		
86019-018	2-Drawer, 1-Door Cabinet	30"W X 27.75"L X 37.08"H		
86019-019	1-Door Cabinet	30"W X 27.75"L X 44.17"H		
86019-021	Straight Desk	60"W X 27.75"L X 44"H		
86019-022	Top Upper Shelf	60"W X 27.75"L X .875"H		
86019-023	Bookcase	45"W X 14"L X 17"H		

More storage & workspace solutions available - call 800-355-2015 for information.



CARGO RESTRAINT NETS

SHELTER	DESCRIPTION	P/N	GSA	DLA
Mobility Shop Container 50353-001	Counter Net Kit (set of 2) 24"W X 144.6"L	36962R12CSV1C	●	
	Vertical Counter/Bulkhead Net Kit 36"W X 96.4"L	36962R6SV1BH	●	
	Floor Net Kit (set of 2) 36"W X 96.4"L	36962R12CSV1F	●	
	Top Net 90"W X 168"L	901682R4CSV1T	●	
MSC Office 50353-002	Floor Net 60"W X 90"L	64962R6CSV2T		
	Floor Net 60"W X 36"L	36962R6SV2F	●	
	Top Net 90"W X 168"L	901682R4CSV2T	●	
M105 TSC 50353-020	Floor Net 70"W X 72"L	80842R8CM105F	●	
	Top Net 80"W X 84"L	80842R8CM105T	●	
Expandable MSC 50386-XXX	Floor Net 48"W X 72"L	80842R8CEVANF	●	
	Top Net 108"W X 180"L	901682R4CEVANT	●	

PALLETS



AAR Mobility Systems has been providing 463L system Cargo Pallets to the United States Armed Forces since the early 1960's and continues to be the world leader in the design and production of 463L System Pallets.

The 463L HCU-6/E Air Cargo Pallet has been the mainstay for cargo movements in the United States Air Force since 1963. Further developments have led to the design and manufacture of enhanced palletized systems, such as Navy undersea rescue platforms, and palletized seating systems for all military transport aircrafts with the 463L aircraft cargo loading system

AAR continues to lead the world in Cargo Pallet Systems development.

Our air cargo pallets and palletized airlift systems include:

- Console/Rack Mission Pallets
- Pallets for Air-Transporting ISO Containers
- Custom Pallets for Unique Cargo
- Palletized Seat/Galley/Lavatory Systems
- Navy Undersea Rescue Vehicles




INSIDE SECTION 4

- Air Cargo Pallets
- Palletized Seat Systems
- Pallet Accessories



463L HCU-6/E PALLET



AAR Mobility Systems is the original equipment manufacturer and the authorized remanufacture/repair center for both military and commercial pallets for the United States Air Force

FEATURES

- Corrosion, heat, moisture and UV-light resistant
- Compatible with 463L load restraint system
- Bonded construction with aluminum facings and extrusions
- 22 tie-down rings (7,500 lbs. capacity each in any direction)

CAPABILITIES

- Transportable by both air and surface methods
- Meets military and commercial air transport requirements
- Provides on-site short-term storage of equipment and materials
- Lightweight, durable construction
- Minimal field maintenance
- Provides cargo capacity up to 10,000 lbs.
- Provides rapid deployment of cargo
- Empty pallets can be stacked for storage
- Forkliftable with standard 10,000 lb. fork truck with 72" tines

PART NUMBER	NSN
50018-001	1670-00-820-4896
DIMENSIONS	
108"W X 88"L X 2.25"H	
TARE WEIGHT	PAYLOAD CAPACITY
300 lbs.	10,000 lbs.

CERTIFICATIONS	AIRCRAFT
MIL-DTL-27443	
Complies with Internal Aerial Delivery Requirements of MIL-HDBK-1791 of the following aircraft:	C-5
	C-9
	C-17
	C-27
	C-130
	CH47
	CN-235
	KC-10
	KC-46
	KC-135



HCU-6/E Pallet shown with cargo secured with net (sold separately) being lifted onto flatbed trailer

463L HCU-6/E PALLET

463L HCU-10/C PALLET



AAR Mobility Systems is the original equipment manufacturer and the authorized remanufacture/repair center

FEATURES

- Corrosion, heat, moisture and UV-light resistant
- Compatible with 88" wide aircraft cargo handling systems
- Bonded construction with aluminum facings and extrusions
- 16 tie-down rings (7,500 lbs. capacity each in any direction)
- Forklift pockets provided
- Half size pallet

CAPABILITIES

- Transportable by both air and surface methods, meets military and commercial air transport requirements
- Provides on-site short-term storage of equipment and materials
- Lightweight, durable construction
- Minimal field maintenance
- Provides cargo capacity up to 5,000 lbs.
- Provides rapid deployment of cargo
- Empty pallets can be stacked for storage
- Forkliftable with standard 10,000 lb. fork truck with 72" tines

PART NUMBER	NSN
50029-001	1670-00-813-2837
DIMENSIONS	
54"W X 88"L X 4.5"H	
WEIGHT	PAYLOAD CAPACITY
215 lbs.	5,000 lbs.

CERTIFICATIONS	AIRCRAFT
MIL-DTL-27443	
Complies with Internal Aerial Delivery Requirements of MIL-HDBK-1791 of the following aircraft:	C-9
	C-17
	C-27
	CH-47
	CH-53
	CN-235
	KC-46
	KC-135



463L HCU-10/C Pallet shown with cargo and net

463L HCU-10/C PALLET

463L HCU-12/E PALLET



AAR Mobility Systems is the original equipment manufacturer and the authorized remanufacture/repair center

FEATURES


- Corrosion, heat, moisture and UV-light resistant
- Compatible with 88" wide aircraft cargo handling systems
- Bonded construction with aluminum facings and extrusions
- 16 tie-down rings (7,500 lbs. capacity each in any direction)

CAPABILITIES

- Transportable by both air and surface methods, meets military and commercial air transport requirements
- Provides on-site short-term storage of equipment and materials
- Lightweight, durable construction
- Minimal field maintenance
- Provides cargo capacity up to 5,000 lbs.
- Provides rapid deployment of cargo
- Empty pallets can be stacked for storage
- Forkliftable with standard forklift truck


PART NUMBER	NSN
50031-001	1670-00-985-3149
DIMENSIONS	
54"W X 88"L X 2.25"H	
WEIGHT	PAYLOAD CAPACITY
160 lbs.	5,000 lbs.

CERTIFICATIONS	AIRCRAFT
MIL-DTL-27443	
Complies with Internal Aerial Delivery Requirements of MIL-HDBK-1791 of the following aircraft:	C-9
	C-17
	C-27
	CH-47
	CH-53
	CN-235
	KC-46
	KC-135



463L HCU-12/E Pallet shown with cargo

INTEX AIR CARGO PALLET



463L INTEX (Internal/External) Multipurpose Aircraft/Helicopter Pallet shown with optional casters and cargo net

PART NUMBER	NSN
50045-002	1670-01-398-1513
DIMENSIONS	
88"W X 108"L X 4.6"H	
WEIGHT	PAYLOAD CAPACITY
510 lbs.	10,000 lbs.

CERTIFICATIONS	
MIL-STD-209	
Complies with the Internal Aerial Delivery Requirements of MIL-HDBK-1791 of the following aircraft:	C-5
	C-9
	C-17
	C-27
	C-130
	CH-47
	CH-53
	KC-10
	KC-135

FEATURES

- Corrosion, heat, moisture and UV-light resistant
- Compatible with standard aircraft tie-down equipment
- Bonded construction with aluminum facings and extrusions
- 22 tie-down rings (7,500 lbs. capacity each in any direction)
- 4 lifting rings


CAPABILITIES

- For external use with all helicopters and for internal use with CH47/CH53 helicopters
- Compatible with military 463L restraint system
- Used for rapid disbursement of supplies and equipment
- External airliftable with government furnished sling or net
- Empty pallets can be stacked for storage
- 4-way forkliftable with standard 10,000 lb. fork truck with 72" tines



INTEX Pallet shown with cargo secured with net

ISO AIR CARGO PALLET




Airliftable 20-Foot ISO Adapter Pallet

20-FOOT ISO AIR CARGO PALLET	
PART NUMBER	NSN
50052-001	1670-01-419-1549
DIMENSIONS	
108" L X 240" W X 3.5" H (4.63" H at clamping connectors in corner of pallet)	
WEIGHT	PAYLOAD CAPACITY
1,700 lbs.	25,000 lbs.

10-FOOT ISO AIR CARGO PALLET	
PART NUMBER	NSN
50052-002	
DIMENSIONS	
125" W X 108" L X 3.5" H (5.08" H at clamping connectors in corner of pallet)	
WEIGHT	PAYLOAD CAPACITY
950 lbs.	10,000 lbs.

CERTIFICATIONS	
Complies with the Internal Aerial Delivery Requirements of MIL-HDBK-1791 of the following aircraft:	C-5
	C-17
	C-130
Note: 10-Foot ISO Pallet is not ATTLA Certified	



PLS Flatrack attached to ISO Air Cargo Pallet

FEATURES

- Corrosion, heat, moisture and UV-light resistant
- Equipped with channels to accept shelter skids
- Provides for C-130 emergency access aisle
- Bonded construction with aluminum facings and extrusions

CAPABILITIES

- Air-mobile 20-foot ISO adapter pallet
- Adaptable to the PLS Flatrack
- Slack-free corner connectors eliminate chain gates and other loading techniques for ISO containers/shelters
- Certified for transport on Air Mobility Command Transport Aircraft




20-Foot ISO Adapter Pallet



Quick attachment of container to the pallet

108" WIDE SEAT PALLETS



108" Wide 15-Passenger
Seat Pallet

AAR designed this seat pallet to be used in conjunction with onboard sidewall troop seats. This system provides an efficient and expedient method of reconfiguring the aircraft. Seat pallets may be strategically prepositioned at forward operating locations to satisfy changing mission requirements.

SEAT FEATURES

- 16G forward restraint capacity at 250 lbs. total passenger weight plus equipment per seat
- 10, 12, and 15 seats per pallet available
- High comfort ergonomic design
- Passive lumbar support
- Seat-back mounted food trays
- Lift up arm rests

PALLET FEATURES

- Fits the 108" wide on 463L cargo loading systems
- Non-skid floor surface
- Corner winch rings
- Four "no-tool" manually operated anti-rattle devices
- 7" hinge-mounted bridge on forward edge to cover gaps between pallets
- Seat-track fillers
- Protective pallet cover made of UV resistant fabric

SEAT PALLET SYSTEM 463L 108.0" WIDE 15 PASSENGER	
PART NUMBER	50471-001
High durability Kevlar/Nomex seat cover, food trays, armrests, cover, non-skid gray flooring (supersedes P/N 50019-022)	



SEAT PALLET SYSTEM 463L 108.0" WIDE 10 PASSENGER	
PART NUMBER	50471-003
High durability Kevlar/Nomex seat cover, food trays, armrests, cover, non-skid gray flooring (supersedes P/N 50019-023)	

SEAT PALLET SYSTEM 463L 108.0" WIDE 12 PASSENGER	
PART NUMBER	50471-002
High durability Kevlar/Nomex seat cover, food trays, armrests, cover, non-skid gray flooring, 21" centerline aisle walkway (supersedes P/N 50019-024)	

AIR WORTHINESS CERTIFICATIONS	
Seats certified to FAA TSO C127a (16G) and TSO C39b (9G)	



DIMENSIONS	
108"W X 88"L X 47"H (w/seats)	
TARE WEIGHT	
PN 50471-001	795 lbs.
PN 50471-002	725 lbs.
PN 50471-003	670 lbs.

108" WIDE SEAT PALLETS

88" WIDE SEAT PALLET



SEAT FEATURES

- 16G forward restraint capacity at 250 lbs. total passenger weight plus equipment per seat
- 12 seats per pallet
- High comfort ergonomic design
- Passive lumbar support
- Seat-back mounted food trays
- Lift up arm rests

PALLET FEATURES

- Fits the 88" wide on 463L cargo loading systems
- Non-skid floor surface
- Corner winch rings
- Four "no-tool" manually operated anti-rattle devices
- 7" hinge-mounted bridge on forward edge to cover gaps between pallets
- Seat-track fillers
- Protective pallet cover made of UV resistant fabric

SEAT PALLET SYSTEM 463L 88.0" WIDE 12 PASSENGER	
PART NUMBER	50472-001
Kevlar/Nomex seat cover, seat back trays, lift-up armrest (supersedes P/N 50141-015)	

AIR WORTHINESS CERTIFICATIONS	
Certifiable to U.S.A.F. Air-Worthiness Standards	
Seats certifiable to FAA TSO C127a (16G) and TSO C39b (9G)	

CAPABILITIES

- Seat pallets can be converted into a dual passenger/cargo configuration - 84 seats on one side of a C-17 while allowing pallets and/or rolling stock to be loaded and secure on the other
 - A 56% increased passenger capability over centerline seating kit installation
 - Provides the operator both an efficient and expedient method of reconfiguring the aircraft
- Complete or partial ship-sets may be strategically prepositioned at forward operating locations to satisfy changing mission requirements




View of C-17 showing dual passenger/cargo configuration

DIMENSIONS	
88"W X 108"L X 47"H (w/seats)	
TARE WEIGHT	
PN 50472-001	790 lbs.

PALLET ACCESSORIES

Pick Your Accessories



AIR CARGO NETS

CARGO NETS FOR HCU-6/E 463L PALLET PER MIL-N-27444				
P/N	NSN	DESCRIPTION	GSA	DLA
86801-005	1670-00-969-4103	Top Restraint Net HCU-15/C - 10,000 lb. Capacity	●	
86801-006	1670-00-996-2780	Side Restraint Net HCU-7/E (2 nets required per pallet) - 10,000 lb. Capacity	●	
P/N	PACKAGED DIMENSIONS	DEPLOYED DIMENSIONS	WEIGHT	
86801-005	18.5"W X 12.5"L X 13"H	144"W X 127"L	23.4 lbs. each	
86801-006	18.5"W X 12.5"L X 13"H	195.5"W x 65.5"H	20.2 lbs. each	


- Maximum cargo stock height is 96 inches
- Keeps cargo secure on pallet for transport
- Constructed of nylon straps assembled in the form of webs
- Adjustable tie-down straps



AIR CARGO NET STORAGE RACK

P/N	NSN	DESCRIPTION	GSA	DLA
60144-001	8145-01-486-2448	Cargo Net Rack Top Net	●	●
60144-002	8145-01-486-2449	Cargo Net Rack Side Net	●	●

- Stores HCU-15/C Top and HCU-7/E Side Cargo Nets neatly and efficiently
- Allows for quick inspection of nets prior to use and more efficient net handling
- Stores approximately 20 nets per side - a total of 40 nets per rack
- Adaptable to a wide variety of net configurations
- Bottom deck provided to facilitate storage of heavy net hardware and to keep nets off ground and floor
- Saves on costly net replacement



TIE-DOWNS

TIE-DOWNS					
P/N	NSN	DESCRIPTION	CAPACITY	GSA	DLA
86060-031	1670-00-725-1437	Tie-Down Ratchet-Type CGU-1/B (MIL-PRF-27260C)	5,000 lbs.	●	
86060-032	1670-00-212-1149	Tensioner CGU-4/E (Type I Style B MIL-DTL-25959F)	10,000 lbs.	●	
86060-033	1670-00-516-8405	Chain (Type I MIL-DTL-6458)	10,000 lbs.		
86060-034		Tensioner MB-1 (Type I Style A MIL-DTL-25959F) & Chain (Type I MIL-DTL-6458 - PN 86060-033)	10,000 lbs.	●	

PN 86060-031



PN 86060-032 (hook turned up)



PN 86060-033



PN 86060-034 (hook turned down)



PALLET COUPLERS

PALLET COUPLERS				
P/N	NSN	DESCRIPTION	GSA	DLA
86601-010	1670-01-061-0990	Square Pallet Coupler		
86601-016	1670-01-487-8743CT	Rectangular Pallet Coupler		

- Used to marry 2-3 HCU-6/E 463L pallets to air transport oversized cargo
- Constructed of cast aluminum and plated steel hardware
- Two couplers are required to marry each pair of HCU-6/E 463L pallets
- Square couplers used to marry pallets for air transport in aircraft equipped with a 463L cargo handling system
- Rectangular couplers used to marry pallets for air transport in KC-10 or DC-10 Aircraft

PALLET ACCESSORIES

Pick Your Accessories



ROLLERIZED TINE ADAPTER SET

P/N	NSN	DESCRIPTION	LENGTH	GSA	DLA
60136-001	8145-01-469-1006	Steel Nose	93"	●	●
60136-002	8145-01-469-1010	Rubber Nose	84.75"	●	●
DIMENSIONS		PAYLOAD CAPACITY			
4.5"H X 18"W		10,000 lbs.			


- For use on fork lift trucks for rapid loading and unloading of air cargo pallets without the need for specialized loading equipment
- Rollerized tines slip easily onto a lift truck's forks, turning the forks into a rollerized platform
- Handles pallets of any dimension
- Eliminates use and storage of pallet trailers
- Handy for locations too small for specialized loading equipment
- Manufactured to fit 72" forklifts



Attaches to forklift and is used to pick up pallets directly from ground. Note the beveled nose plate.



Attaches to forklift and is used with dunnage at aircraft for loading. Note, rubber protected nose plate has the potential to prevent punctures through aircraft skins in the event of an accident during loading.



PALLET STACKERS

P/N	NSN	DESCRIPTION	GSA	DLA
60157-001	3990-01-477-5074	For 463L 108" X 88" Pallet	●	
DIMENSIONS		WEIGHT		
Exterior: 94"W X 114"L X 70"H		1,806 lbs.		
Interior: 88.5" X 108.5"				

- Keeps up to 20 HCU-6/E pallets (108" x 88") stacked and organized for safety
- Increases accountability and helps pallet life cycle cost stay low
- Pick up as many or as few pallets from the stacker unit as needed
- Prevents accidents due to loose pallets in high-traffic loading areas



ECU/GENERATOR PALLET

P/N	NSN	DESCRIPTION	GSA	DLA
60367-002	8145-01-534-0405	Pallet 463L Utility Assembly w/(2) 42k BTU ECU's, (1) 66k Genset, (1) PDU		
DIMENSIONS		TARE WEIGHT	MAX GROSS WEIGHT	
Exterior: 96"W X 178"L X 97.30"H		7,380 lbs.	8,000 lbs.	

SPACEMAX®



SPACEMAX
MAXIMUM MOBILE SHELTER TECHNOLOGY

The SPACEMAX® by AAR Mobility Systems line of high-tech, foldable, portable buildings offer instant living and workspace solutions.

The many advantages to SPACEMAX®:

- Can deploy in less than 5 minutes in 6 easy steps with only 4 personnel
 - Optional deployment assist packages available: 2 people can safely deploy the unit in 5 minutes
- Ready-to-go plug and play system means less equipment, less labor and fewer worksite issues
- Fold and expand with a patented panel interconnection system that is water-tight
- 20-foot ISO platform, 6-high CSC certified
- Patented thermal-break design separates external and internal surfaces significantly increasing thermal efficiency
- Save on energy and deployment cost
- Lower Total Cost of Ownership = Higher ROI
- Greater comfort with moderated internal temperatures and a wide range of amenities



INSIDE SECTION 5

- **SPACEMAX® Series Comparisons**

The new global standard in mobile deployable shelters use revolutionary new technologies that address a wide range of missions, and are customizable to balance cost and functionality.

APPLICATIONS

- **First Responders** - When disaster strikes, every second counts. SPACEMAX® shelters provide immediate command centers, medical centers, or shelters that offer safety, security and privacy.
- **Life Support/Encampment** - Utilized for virtually any life support application from office space to billeting, SPACEMAX® shelters can be easily transported to provide a comfortable and highly productive shelter for personnel and assets.
- **Military** - The SPACEMAX-for-military products are designed to be light-weight for easy configuration in the field with standard military equipment, reducing the need for set up labor and allowing forces to be positioned quickly in their operative theatre. The military units are enhanced to meet US Military specifications.



SERIES COMPARISONS



SPACEMAX
MAXIMUM MOBILE SHELTER TECHNOLOGY

SPACEMAX® SERIES COMPARISONS

S100

The S100 expandable series are the largest and most customizable of all the SPACEMAX® shelters.

DIMENSIONS	
EXTERIOR STOWED	8'W x 20'L x 8.5'H
EXTERIOR DEPLOYED	22.4'W x 20'L x 8.5'H
INTERIOR STOWED	5.8'W x 18.7'L x 7.04'H
INTERIOR DEPLOYED	19.9'W x 18.7'L x 6.7'H
WEIGHT	SQUARE FOOTAGE
6,200 lbs.	373 sq. ft.



S200

Two expandable S200 series provides almost double the square footage as the S100 series with the same pre-expanded footprint.

DIMENSIONS (for one S200 unit)	
EXTERIOR STOWED	3.9'W x 20'L x 8.5'H
EXTERIOR DEPLOYED	17.9'W x 20'L x 8.5'H
INTERIOR STOWED	1.7'W x 18.7'L x 7.04'H
INTERIOR DEPLOYED	15.8'W x 18.7'L x 6.7'H
WEIGHT	SQUARE FOOTAGE
5,000 lbs.	295.25 sq. ft.



S10

The SPACEMAX® S10 Series is a fixed-wall, no-nonsense shelter that is incredibly strong, light and instantly deployable.

DIMENSIONS	
EXTERIOR	8'W x 20'L x 8.5'H
INTERIOR	7'W x 18.7'L x 7.2'H
WEIGHT	SQUARE FOOTAGE
3,450 lbs.	130.9 sq. ft.



S20

The fixed-wall SPACEMAX® S20 series allows two fixed wall shelters to be transported in a single 8ft. x 8ft. x 20ft. footprint.

DIMENSIONS	
EXTERIOR	3.84'W x 20'L x 8.5'H
INTERIOR	3.385'W x 18.7'L x 7.2'H
WEIGHT	SQUARE FOOTAGE
2,950 lbs.	63.29 sq. ft.



S100 FLEX SHELTER



SPACEMAX
MAXIMUM MOBILE SHELTER TECHNOLOGY

The S100 Flex SPACEMAX® dormitory or office, integrated in a S100 Shelter, provides affordable, high quality solutions for a wide range of needs. In this version of the Flex, a bathroom option is available to provide more functionality.

APPLICATIONS

The S100 Flex can be customized to meet mission requirements

- Dormitory – up to twelve beds
- Office – up to eight stations

OPTIONS

- Up to three windows
- One egress hatch
- Mechanically assisted roof and floor deployment packages available
- Optional half bathroom (sink, toilet) or full bathroom (sink, toilet, shower)



S100 Flex layout with optional furniture.

PART NUMBER	COLOR
58315-002-T03	TAN
58315-002-T10	GREEN
DIMENSIONS	
EXTERIOR STOWED	8'W x 20'L x 8.5'H
EXTERIOR DEPLOYED	22.4'W x 20'L x 8.5'H
INTERIOR STOWED	5.8'W x 18.7'L x 7.04'H
INTERIOR DEPLOYED	19.9'W x 18.7'L x 6.7'H
WEIGHT	SQUARE FOOTAGE
6,200 lbs.	373 sq. ft.



TRANSPORTATION
¾ Ton Pick-Up
Heavy Lift Helicopter
Rail
Cargo Ship



S120 SLEEPER SHELTER



SPACEMAX
MAXIMUM MOBILE SHELTER TECHNOLOGY

The S120 Sleeper Shelter offers two or four private rooms for an instant living solution with four, six, or eight beds. Each room can be accessed through a central pass-through corridor.

FEATURES

- Two or four room configurations
- Four, six, or eight beds per unit
- Central pass through corridor
- Prepared for HVAC

OPTIONS

- Up to three windows
- One egress hatch
- Mechanically assisted roof and floor deployment packages available



S120 Sleeper layout with optional furniture.



PART NUMBER	COLOR
58315-003-T03	TAN
58315-003-T10	GREEN
DIMENSIONS	
EXTERIOR STOWED	8'W x 20'L x 8.5'H
EXTERIOR DEPLOYED	22.4'W x 20'L x 8.5'H
INTERIOR STOWED	5.8'W x 18.7'L x 7.04'H
INTERIOR DEPLOYED	19.9'W x 18.7'L x 6.7'H
WEIGHT	SQUARE FOOTAGE
6,200 lbs.	373 sq. ft.

TRANSPORTATION
¾ Ton Pick-Up
Heavy Lift Helicopter
Rail
Cargo Ship



S150 MANAGER SHELTER



SPACEMAX
MAXIMUM MOBILE SHELTER TECHNOLOGY

The S150 Manager shelter offers two private rooms, an entry door, and a bathroom. With an optional compact kitchen, this version of the S100 is a self-sufficient housing solution.

FEATURES

- Two private rooms for sleeping and office
- Bathroom (toilet, sink, shower)
- Prepared for HVAC
- One entry door

OPTIONS

- Up to four windows
- One egress hatch
- Optional compact kitchen
- Mechanically assisted roof and floor deployment packages available



S150 Manager layout with optional furniture.

PART NUMBER	COLOR
58315-004-T03	TAN
58315-004-T10	GREEN
DIMENSIONS	
EXTERIOR STOWED	8'W x 20'L x 8.5'H
EXTERIOR DEPLOYED	22.4'W x 20'L x 8.5'H
INTERIOR STOWED	5.8'W x 18.7'L x 7.04'H
INTERIOR DEPLOYED	19.9'W x 18.7'L x 6.7'H
WEIGHT	SQUARE FOOTAGE
6,200 lbs.	373 sq. ft.



TRANSPORTATION
¾ Ton Pick-Up
Heavy Lift Helicopter
Rail
Cargo Ship




S150 Manager with optional compact kitchen.



S159 WORKMAN SHELTER



SPACEMAX
MAXIMUM MOBILE SHELTER TECHNOLOGY



S159 Workman layout with optional furniture.

The S159 Workman shelter has two private rooms for sleeping and living - one separate shower, one separate toilet, and an extended kitchen with counter and built-in cabinet.

FEATURES

- Two private rooms for sleeping and living
- One separate shower and separate toilet
- One entry door
- Prepared for HVAC

OPTIONS

- Up to four windows
- One egress hatch
- Extended kitchen with counter and built-in cabinet
- Mechanically assisted roof and floor deployment packages available



PART NUMBER	COLOR
58315-005-T03	TAN
58315-005-T10	GREEN
DIMENSIONS	
EXTERIOR STOWED	8'W x 20'L x 8.5'H
EXTERIOR DEPLOYED	22.4'W x 20'L x 8.5'H
INTERIOR STOWED	5.8'W x 18.7'L x 7.04'H
INTERIOR DEPLOYED	19.9'W x 18.7'L x 6.7'H
WEIGHT	SQUARE FOOTAGE
6,200 lbs.	373 sq. ft.

TRANSPORTATION
¾ Ton Pick-Up
Heavy Lift Helicopter
Rail
Cargo Ship



Extended kitchen with counter and built-in cabinets.

S190 PROFESSIONAL SHELTER



SPACEMAX
MAXIMUM MOBILE SHELTER TECHNOLOGY

The S190 Professional shelter integrates three private rooms and one waiting room for an easily deployable office solution. An optional fourth private room or half bathroom is available.

FEATURES

- Three private rooms and one waiting room
- One entry door
- Prepared for HVAC

OPTIONS

- Mechanically assisted roof and floor deployment packages available
- Up to four windows
- One egress hatch
- 4th private room
- Half bathroom (sink, toilet)
- Four rooms and half bathroom



S190 Professional layout with optional furniture.

PART NUMBER	COLOR
58315-006-T03	TAN
58315-006-T10	GREEN
DIMENSIONS	
EXTERIOR STOWED	8'W x 20'L x 8.5'H
EXTERIOR DEPLOYED	22.4'W x 20'L x 8.5'H
INTERIOR STOWED	5.8'W x 18.7'L x 7.04'H
INTERIOR DEPLOYED	19.9'W x 18.7'L x 6.7'H
WEIGHT	SQUARE FOOTAGE
6,200 lbs.	373 sq. ft.



TRANSPORTATION
¾ Ton Pick-Up
Heavy Lift Helicopter
Rail
Cargo Ship

SPACEMAX® S190 PROFESSIONAL SHELTER

S200 FLEX SHELTER



SPACEMAX
MAXIMUM MOBILE SHELTER TECHNOLOGY

SPACEMAX® S200 FLEX SHELTER



S200 Flex layout with optional furniture.

PART NUMBER	COLOR
58316-001-T03	TAN
58316-001-T10	GREEN
DIMENSIONS (for one S200 unit)	
EXTERIOR STOWED	3.9'W x 20'L x 8.5'H
EXTERIOR DEPLOYED	17.9'W x 20'L x 8.5'H
INTERIOR STOWED	1.7'W x 18.7'L x 7.04'H
INTERIOR DEPLOYED	15.8'W x 18.7'L x 6.7'H
WEIGHT	SQUARE FOOTAGE
5,000 lbs.	295.25 sq. ft.



TRANSPORTATION
¾ Ton Pick-Up
Heavy Lift Helicopter
Rail
Cargo Ship

The S200 Flex shelter offers foldable, portable solutions for office or dormitory use. The S200 shelter is integrated with up to twelve beds or six office stations.

Purchased in pairs, two units combined by connectors form a single shipping container for easy transportation. A pair of 200 Flex Units provides the greatest amount of deployable work or dormitory space per shipping container footprint.

APPLICATIONS

The S200 Flex can be customized to meet mission requirements

- Dormitory – up to twelve beds
- Office – up to six stations

FEATURES

- Includes AC
- Purchased in pairs – two units combined by connectors to form a single shipping container

OPTIONS

- Mechanically assisted roof and floor deployment packages available
- Up to four windows
- One egress hatch



S20FL LATRINE



SPACEMAX
MAXIMUM MOBILE SHELTER TECHNOLOGY

The S20FL Latrine integrates three private half bathrooms and one mechanical room in the fixed-wall S20 SPACEMAX® unit.

Purchased in pairs, two units combined by connectors form a single shipping container for easy transportation.

FEATURES

- Three private half bathrooms
- One mechanical room
- Ready for plumbing

TRANSPORTATION

¾ Ton Pick-Up

Heavy Lift Helicopter

Rail

Cargo Ship

PART NUMBER	COLOR
58318-002-T03	TAN
58318-002-T10	GREEN
DIMENSIONS	
EXTERIOR	3.84'W x 20'L x 8.5'H
INTERIOR	3.385'W x 18.7'L x 7.2'H
WEIGHT	SQUARE FOOTAGE
2,950 lbs.	63.29 sq. ft.



SPACEMAX® S20FL LATRINE

S20FS SHOWER



SPACEMAX
MAXIMUM MOBILE SHELTER TECHNOLOGY

The S20FS Shower integrates three private showers and one mechanical room in the fixed-wall S20 SPACEMAX® unit.

Purchased in pairs, two units combined by connectors form a single shipping container for easy transportation.

FEATURES

- Three private showers
- One mechanical room
- Ready for plumbing

TRANSPORTATION
¾ Ton Pick-Up
Heavy Lift Helicopter
Rail
Cargo Ship

PART NUMBER	COLOR
58318-003-T03	TAN
58318-003-T10	GREEN
DIMENSIONS	
EXTERIOR	3.84''W x 20'L x 8.5'H
INTERIOR	3.385'W x 18.7'L x 7.2'H
WEIGHT	SQUARE FOOTAGE
2,950 lbs.	63.29



SPACEMAX® S20FS SHOWER

S10FW WASH UNIT



SPACEMAX
MAXIMUM MOBILE SHELTER TECHNOLOGY

The S10FW Wash Unit integrates three toilets, three showers, and a three basin sink in the fixed-wall S10 SPACEMAX® unit.

FEATURES

- Three private showers
- One mechanical room
- Ready for plumbing

TRANSPORTATION

¾ Ton Pick-Up

Heavy Lift Helicopter

Rail

Cargo Ship

PART NUMBER	COLOR
58317-003-T03	TAN
58317-003-T10	GREEN
DIMENSIONS	
EXTERIOR	8'W x 20'L x 8.5'H
INTERIOR	7'W x 18.7'L x 7.2'H
WEIGHT	SQUARE FOOTAGE
3,450 lbs.	130.9 sq. ft.



SPACEMAX® S10FW WASH UNIT

S10FW-W/D LAUNDRY UNIT



SPACEMAX
MAXIMUM MOBILE SHELTER TECHNOLOGY

The S10FW-W/D Laundry Unit integrates six washers, six dryers, and one wash sink in the fixed-wall S10 SPACEMAX® unit.

FEATURES

- Six washers
- Six dryers
- One wash sink
- Prepared for one HVAC
- Ready for plumbing
- One mechanical room

OPTIONS

- Space for detergent vending machine, bill changer, ironing boards and benches



Ironing boards not included.

PART NUMBER	COLOR
58317-002-T03	TAN
58317-002-T10	GREEN
DIMENSIONS	
EXTERIOR	8'W x 20'L x 8.5'H
INTERIOR	7'W x 18.7'L x 7.2'H
WEIGHT	SQUARE FOOTAGE
3,450 lbs.	130.9 sq. ft.

TRANSPORTATION
¾ Ton Pick-Up
Heavy Lift Helicopter
Rail
Cargo Ship



SPACEMAX® S10FW-W/D LAUNDRY UNIT

SERVICES

In addition to designing and manufacturing a wide range of shelters, containers, and pallet systems, AAR Mobility Systems also provides high-quality after-market support for our products, as well as the products of other manufacturers. To support our mobility products as well as others, AAR offers many different types of services:

- Shelter System Integration
- Maintenance & Repair Services
- Mobile Field Services
- Testing
- Engineering & Design Services
- Mobility Deployment Solutions
- Training Services

Supported by years of manufacturing excellence, we design solutions, integrate custom configurations, extend the life of systems, and support mission requirements from design through completion.

There are several ways to contact us for service and support. Go to our website at www.aarmobilitysystems.com and click on the **Services and Support** link. From there, you can send us a service request by clicking **Maintenance Service Request** to fill out the form and submit it online.

You can also contact us directly and we will be happy to help you. Our contact information is:

AAR Mobility Systems
201 Haynes Street
Cadillac, Michigan 49601
Tel: 800.355.2015 (request "Service and Repair")
Fax: 231.779.4804
email: Mobility.ServiceGroup@aacorp.com

We provide you the necessary operational capability today, and for the future.



SHELTER SYSTEM INTEGRATION

- Systems Development to include Engineering and Integrated Logistics Support (ILS)
- Enhanced capability to configure and integrate mission essential equipment into government-owned shelters and containers
- 10 to 1 cost savings for refurbishment, overhauls, and modifications to hard and soft-sided shelters and containers
- Integrate environmental control units, generators and refrigeration units, as well as maintenance facilities



MAINTENANCE & REPAIR SERVICES

- Inspection and serviceability assessment for shelters, containers, and pallets
- On-site and field repair capability
- Repair of air conditioners, environmental control units, and refrigeration units
- Repair and re-certification of ISO shelters to CSC standards




TESTING

- Water Tightness Testing on shelters and containers
- EMI/RFI Testing on shelters and containers
- G-force aircraft load analysis and other dynamic conditions encountered in various transport modes (rail, helicopter sling, off-road)
- One of two approved G-force facilities in the continental United States for dynamic testing of shelters, containers, and pallets



ENGINEERING & DESIGN SERVICES

- Structural design and analysis
- Thermal modeling of insulated/refrigerated containers
- Design and analysis of composite structures and panels
- Prototyping of new and integrated shelters and containers to meet mission requirements
- Strategic level planning to support integrated systems in unique acquisition plans
- Lifecycle support for extending life and expanding capabilities to include re-purposing existing fleets



MOBILITY DEPLOYMENT SOLUTIONS

- Air transportability assessments
- Program management support
- Rapid deployment planning with emphasis on optimizing use of container and shelter systems
- Development of customized modules to support operations in hostile and remote locations
- Detailed planning on Bear Base operations to include special skilled personnel in generation power repairs, ECU repairs, water and fuel distribution systems



TRAINING SERVICES

- On-site training teams for installation and operation of shelters, containers, pallets and ground support equipment
- Mobile training teams for Movement Control and Load Planning Operations
- On-site training teams for newly fielded shelters, containers and pallets
- Maintenance training on shelters, containers and pallets





PROCUREMENT

AAR Mobility Systems products and services may be purchased using direct purchase orders, credit card/IMPAC, or the contract vehicles listed below.

DLA - Defense Logistics Agency:

DLA C&E Contract: SPE8ED-20-D-0001

Specialized shipping/storage containers, shelters and accessories.

C&E Contract POC

Ronen Elyasiani

Phone: (215) 737-4794

Email: ronen.elyasiani@dla.mil



GSA - General Services Administration:

GSA Contract: 47QSWA21D000M

Air-mobile shelters and ISO shelters of various sizes and configurations, shop vans, several sizes and types of ISU® air mobility containers (parts storage, weapons rooms, refrigerated container, etc.), wheel sets for shelters and containers, aircraft seat pallets, and related accessories and equipment.



U.S. General Services Administration

Our contract and product information is available on GSA Advantage website: www.gsadvantage.gov



Government Credit Card Direct:

Contact our sales department directly for credit card purchases and we'll take your order immediately.

Tel: 800.355.2015, email: milsales@aacorp.com.

AAR Mobility Systems

Large Business/CCR Registered

CAGE: 80298

DUNS: 069510246

TIN#: 38-2413129

NAICS: 314912, 321920, 321991, 322211, 322225, 322299, 326199, 331111, 332311, 332439, 332510, 332722, 332999, 333120, 333412, 333613, 333922, 333993, 334290, 334516, 336360, 336391, 336399, 336413, 336999, 339991, 339999, 423390, 423610, 531130, 532120, 81131

AAR Contracts Department

201 Haynes Street • Cadillac, MI 49601

800.355.2015 • email: milsales@aacorp.com



CONTACT US

HEADQUARTERS

Cadillac, MI

Manufacturing, Integration Services &
Depot Level Repair
201 Haynes Street
Cadillac, MI 49601
Toll Free: 800.355.2015
General: 231.779.8800 Ext. 1
Sales: 231.779.4808
Email: mobility.systems@aarcorp.com

PRODUCTS & PROGRAMS

Cadillac, MI

Manufacturing, Integration Services &
Depot Level Repair
201 Haynes Street
Cadillac, MI 49601
Toll Free: 800.355.2015
General: 231.779.8800 Ext. 1
Sales: 231.779.4808
Email: mobility.systems@aarcorp.com

SERVICES & REPAIR

Fayetteville Service Center

Sustainment Services
1001 S. Reilly Rd.
Industrial Park #209
Fayetteville, NC 28314
Ph: 910.860.2667
Email:
mobility.servicegroup@aarcorp.com