

ISU[®] M1022 Mobilizer Adapter

For Use With Unit Owned M1022 Mobilizer



ISU-90's in position for towing using a High Speed Mobility Wheel Set and M1022 Mobilizer Adapter.

P/N: 60033-001

Dimensions: 238.3"L x 95.5"W x 105"H

Tare Weight: 3,240 lbs.


Capacity: 24,000 lbs.

Features:


- Allows for use of the ISO High Speed Mobility Wheel Set / Mobilizer (see page 7-7a, b) in other than ISO container handling situations
- The M1022 can carry two fully loaded ISU Containers, INTEX or standard 463L pallets

Capabilities:


- Allows the use of the M1022 mobilizer as a general purpose flat bed trailer
- Attachment points provided for standard 463L configured loads
- 7,500 lbs capacity cargo tie down rings around periphery
- Non-skid tread plate floor



Unloaded M1022 Mobilizer Adapter.




ISU-90's on M1022 Mobilizer Adapter.



M1022 Mobilizer Adapter used as utility trailer.

ISU M720/832 Mobilizer Adapter

For Use With Unit Owned M720/832 Mobilizer



ISU-90 on M720/832 Mobilizer Adapter.



M720/832 Mobilizer Adapter.

P/N: 60027-001

NSN: 8145-01-486-2443

Dimensions: 123.5”L x 88”W x 33.6”H

Tare Weight: 1,380 lbs.

Capacity: 12,000 lbs.

Features:

- * Attachment points provided for standard 463 L configured loads
- * 7500 lbs. capacity cargo tie down rings around periphery
- * Non-skid tread plate floor

Capabilities:

- * Allows the use of the Mobilizer in other than container handling situations
- * Carries one (1) fully loaded ISU container, Intex, or standard 463L pallet
- * Allows the use of the Mobilizer as a general purpose flat bed trailer



ISU-90 in position for towing using M720/832 Mobilizer Adapter and Low Speed Mobility Wheel Set.



ISU-90 doors open.